

COVID-19 Weekly Epidemiological Update

Edition 81, published 1 March 2022

In this edition:

- [Global overview](#)
- [Special Focus: Update on SARS-CoV-2 variants of interest and variants of concern](#)
- [WHO regional overviews](#)
- [Summary of the Weekly Operational Update](#)

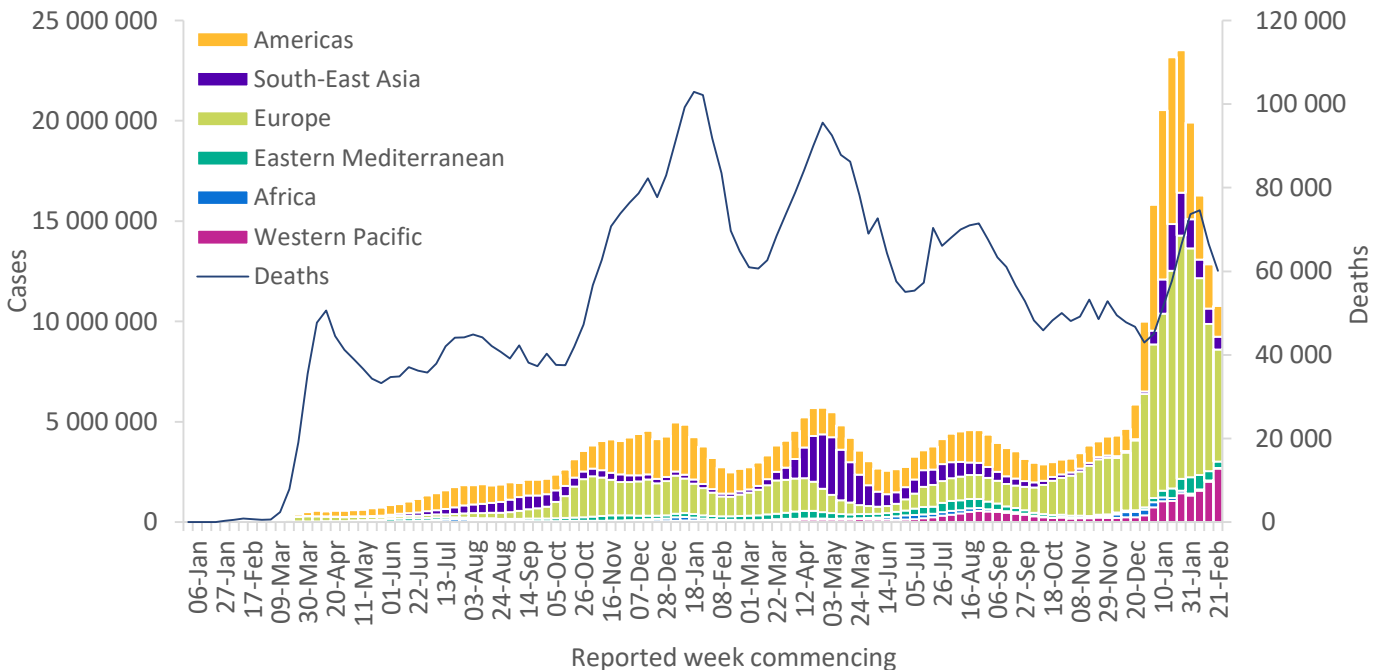
Global overview

Data as of 27 February 2022

Globally, during the week of 21 through 27 February 2022, the number of new COVID-19 cases and deaths has continued to decline by 16% and 10% respectively, as compared to the previous week (Figure 1). Across the six WHO regions, over 10 million new cases and over 60 000 new deaths were reported (Table 1). As of 27 February 2022, over 433 million confirmed cases and over 5.9 million deaths have been reported globally.

At the regional level, while the Western Pacific Region reported an increase (+32%) in the number of new weekly cases, all other regions reported decreases: the Eastern Mediterranean Region (-34%), the Region of the Americas (-30%), the African Region (-25%), the European Region (-24%), and the South-East Asia Region (-16%). The number of new weekly deaths increased in the Western Pacific (+22%) and the Eastern Mediterranean (+4%) Regions, while decreases were reported by the African Region (-59%), South-East Asia Region (-18%), Europe Region (-13%), and the Region of the Americas (-8%).

Figure 1. COVID-19 cases reported weekly by WHO Region, and global deaths, as of 27 February 2022**



**See [Annex 2: Data, table, and figure notes](#)

The highest numbers of new cases were reported from Germany (1 119 632 new cases; -8%), the Republic of Korea (1 032 008 new cases; +69%), the Russian Federation (920 697 new cases; -26%), Turkey (541 259 new cases; -10%), and Brazil (519 785 new cases; -33%).

The highest number of new deaths were reported from the United States of America (13 663 new deaths; 0%), the Russian Federation (5427 new deaths; +3%), Brazil (4361 new deaths; -26%), Mexico (2027 new deaths; +39%), and Turkey (1838 new deaths; -4%)

Table 1. Newly reported and cumulative COVID-19 confirmed cases and deaths, by WHO Region, as of 27 February 2022**

WHO Region	New cases in last 7 days (%)	Change in new cases in last 7 days *	Cumulative cases (%)	New deaths in last 7 days (%)	Change in new deaths in last 7 days *	Cumulative deaths (%)
Europe	5 592 900 (52%)	-24%	177 622 681 (41%)	22 289 (37%)	-13%	1 867 028 (31%)
Western Pacific	2 661 755 (25%)	32%	23 542 040 (5%)	4 580 (8%)	22%	181 193 (3%)
Americas	1 533 368 (14%)	-30%	146 848 490 (34%)	25 127 (42%)	-8%	2 626 369 (44%)
South-East Asia	639 245 (6%)	-16%	55 680 401 (13%)	4 117 (7%)	-18%	761 642 (13%)
Eastern Mediterranean	309 018 (3%)	-34%	21 124 902 (5%)	3 256 (5%)	4%	333 190 (6%)
Africa	40 296 (0%)	-25%	8 319 957 (2%)	786 (1%)	-59%	169 702 (3%)
Global	10 776 582 (100%)	-16%	433 139 235 (100%)	60 155 (100%)	-10%	5 939 137 (100%)

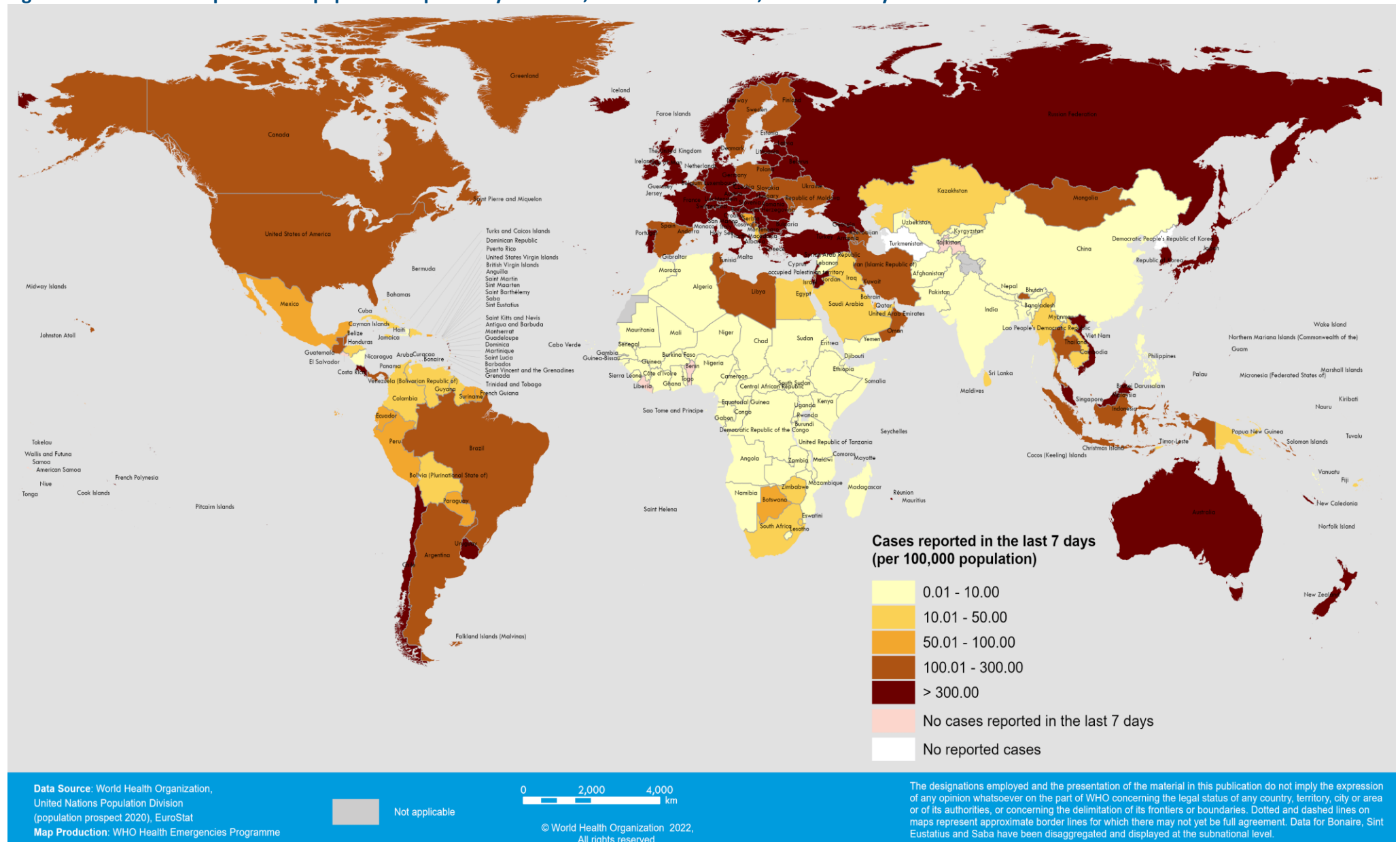
*Percent change in the number of newly confirmed cases/deaths in the past seven days, compared to seven days prior

**See [Annex 2: Data, table, and figure notes](#)

For the latest data and other updates on COVID-19, please see:

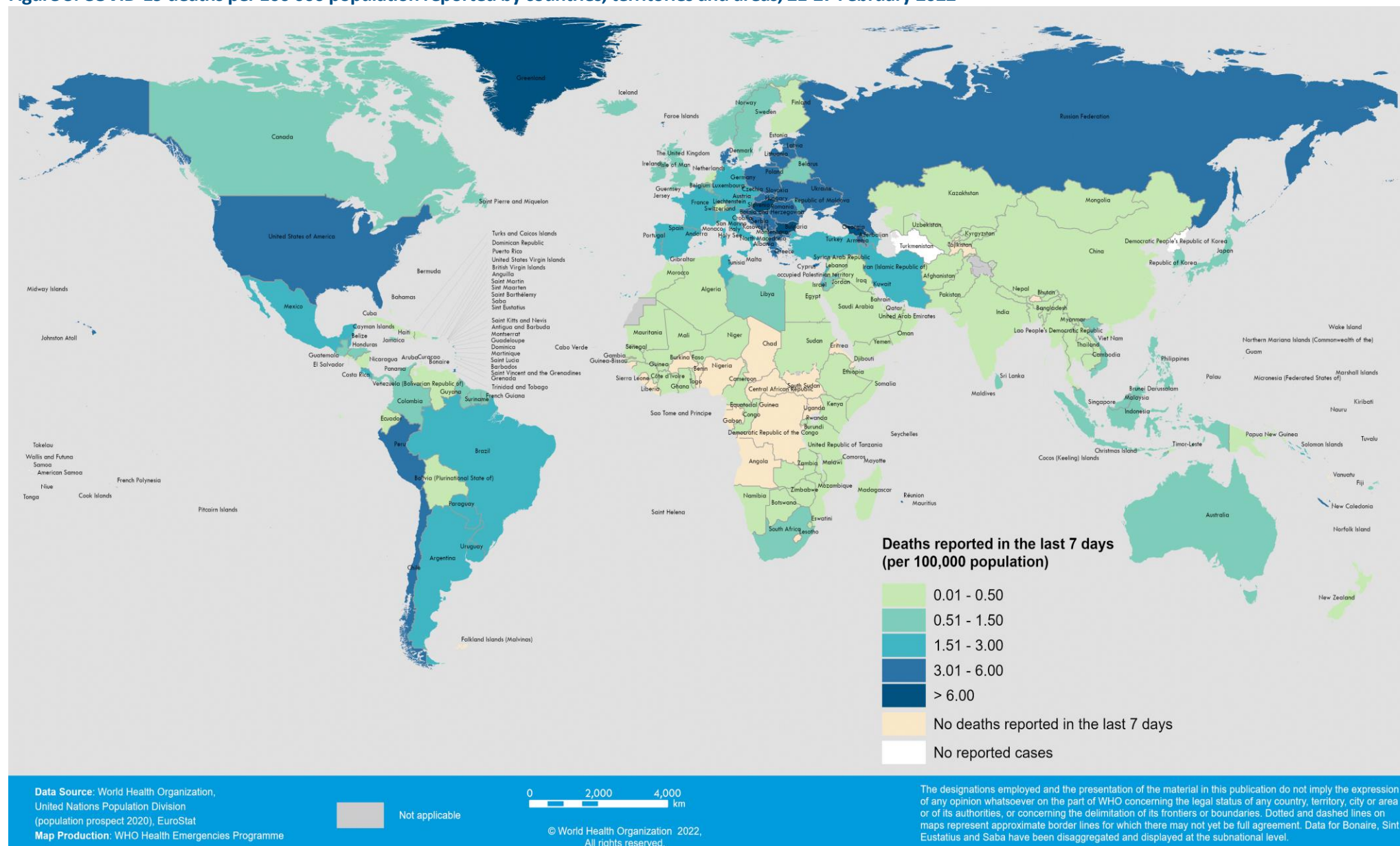
- [WHO COVID-19 Dashboard](#)
- [WHO COVID-19 Weekly Operational Update and previous editions of the Weekly Epidemiological Update](#)

Figure 2. COVID-19 cases per 100 000 population reported by countries, territories and areas, 21-27 February 2022**



**See [Annex 2: Data, table, and figure notes](#)

Figure 3. COVID-19 deaths per 100 000 population reported by countries, territories and areas, 21-27 February 2022**



**See [Annex 2: Data, table, and figure notes](#)

Special Focus: Update on SARS-CoV-2 variants of interest and variants of concern

WHO, in collaboration with national authorities, institutions and researchers, routinely assesses if variants of SARS-CoV-2 alter transmission or disease characteristics, or impact effectiveness of vaccines, therapeutics, diagnostics or public health and social measures (PHSM) applied to control disease spread. Potential variants of concern (VOCs), variants of interest (VOIs) or variants under monitoring (VUMs) are regularly assessed based on the risk posed to global public health. As evidence becomes available, classifications of variants will be revised to reflect the continuous evolution of circulating variants and their changing epidemiology. Criteria for variant classification, and the current lists of VOCs, VOIs and VUMs, are available on the [WHO Tracking SARS-CoV-2 variants website](#). National authorities may choose to designate other variants of local interest/concern and are encouraged to investigate and report on the impacts of these variants.

Geographic spread and prevalence of VOCs

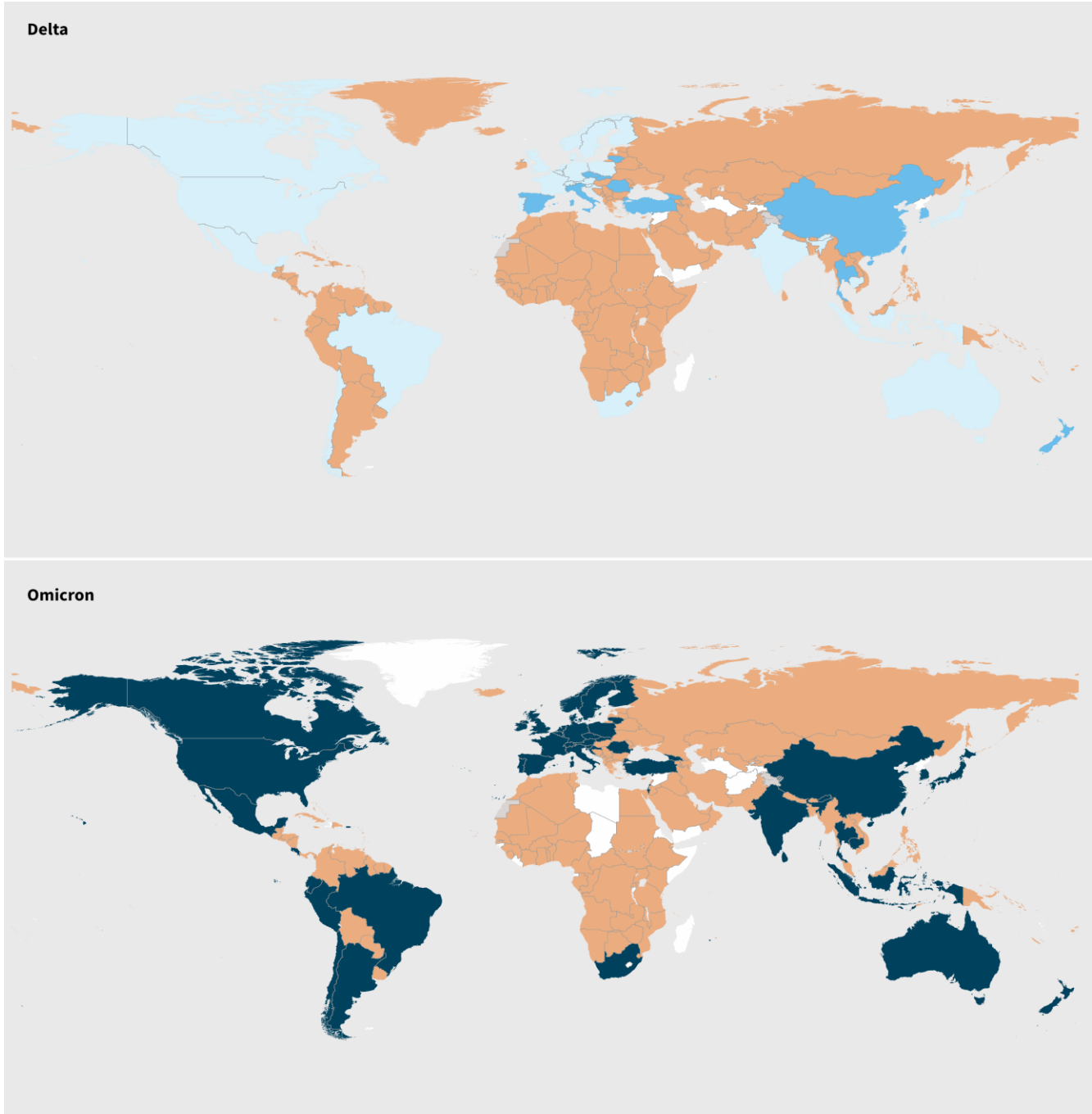
The current global epidemiology of SARS-CoV-2 is characterized by the global dominance of the Omicron variant. Delta remains the only other named variant with significant reported circulation. Among the 488 463 sequences uploaded to GISAID with specimens collected in the last 30 daysⁱ, 486 182 (99.5%) were Omicron, 1 601 (0.3%) were Delta, and six (<0.1%) were Alpha. In the last 30 days, no Beta, Gamma, Lambda, Mu or any other non-VOC/VOI sequences were reported to GISAID. To note, global VOCs distribution should be interpreted with due consideration of surveillance limitations, including differences in sequencing capacities and sampling strategies between countries, as well as delays in reporting.

Additional resources

- [Tracking SARS-CoV-2 Variants](#)
- [COVID-19 new variants: Knowledge gaps and research](#)
- [Genomic sequencing of SARS-CoV-2: a guide to implementation for maximum impact on public health](#)
- [Considerations for implementing and adjusting public health and social measures in the context of COVID-19](#)
- [VIEW-hub: repository for the most relevant and recent vaccine data](#)
- [WHO Statement on Omicron sublineage BA.2](#)

ⁱ Includes sequences submitted to [GISAID](#) with sample collected dates from 26 January to 24 February 2022 (last reported sample at the time of data extraction), excluding low coverage sequences. Proportions are estimated for countries submitting more than 100 total sequences. In the past 30 days, 49 countries submitted a total of 100 sequences and above on GISAID.

Figure 5: Prevalence of variants of concern (VOCs) Delta and Omicron in the last 30 days, data as of 1 March 2022



Proportion of VOC among total sequences (countries with ≥ 100 sequences in last 30 days)*

- 0.501 - 1.000
- 0.101 - 0.500
- 0.011 - 0.100
- >0.000 - 0.010
- VOC detected, proportion not estimated**
- No presence of VOC reported

*Prevalence calculated as a proportion of VOC sequences among total sequences uploaded to GISAID with sample collection dates within the past 30 days prior to the latest date of collection, excluding low coverage sequences, limited to countries with ≥ 100 total sequences in the same period. Countries assigned by location of sample collection.

**Includes both official reports to WHO and unofficial reports of VOC detections.

The designations employed and the presentation of the material in this publication do not imply the expression of any opinion whatsoever on the part of WHO concerning the legal status of any country, territory, city or area or of its authorities, or concerning the delimitation of its frontiers or boundaries. Dotted and dashed lines on maps represent approximate border lines for which there may not yet be full agreement.

Situation as of March 1, 2022

Data Source: World Health Organization, GISAID
Map Production: WHO Health Emergencies Programme



See also [Annex 1](#) for reported VOC detections by country/territory/area

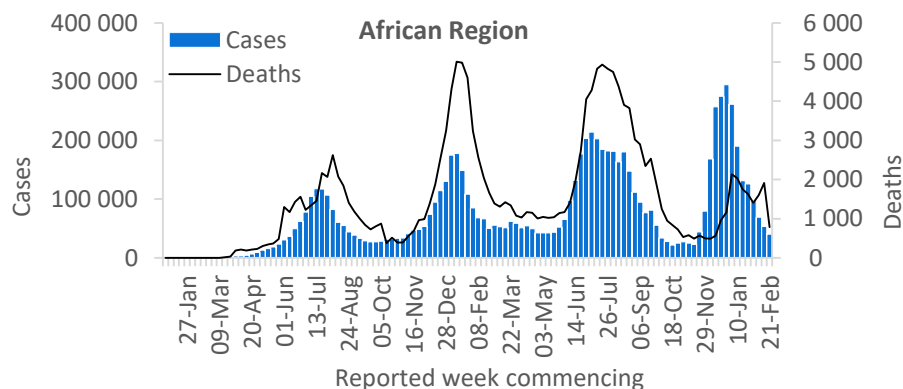
WHO regional overviews

Epidemiological week 21-27 February 2022**

African Region

Since the beginning of January 2022, the African Region has continued to report a decreasing trend in the number of new weekly cases, with over 40 000 new cases reported, a 25% decrease as compared to the previous week. However, eight countries in the Region (16%) reported an increase of over 20% in cases, with the highest proportional increases observed in Lesotho (178 vs 62 new cases; +187%), Congo (73 vs 34 new cases; +115%), and Ghana (904 vs 469 new cases; +93%). The highest numbers of new cases were reported from South Africa (14 900 new cases; 25.1 new cases per 100 000 population; +12%), Réunion (13 632 new cases; 1522.6 new cases per 100 000; -37%), and Zimbabwe (2579 new cases; 17.4 new cases per 100 000; +34%).

The number of new weekly deaths in the Region decreased by 59% as compared to the previous week, with over 700 new deaths reported. The highest numbers of new deaths were reported from South Africa (574 new deaths; 1.0 new deaths per 100 000 population; -65%), Algeria (41 new deaths; <1 new death per 100 000; -43%), and Réunion (37 new deaths; 4.1 new death per 100 000; -3%).

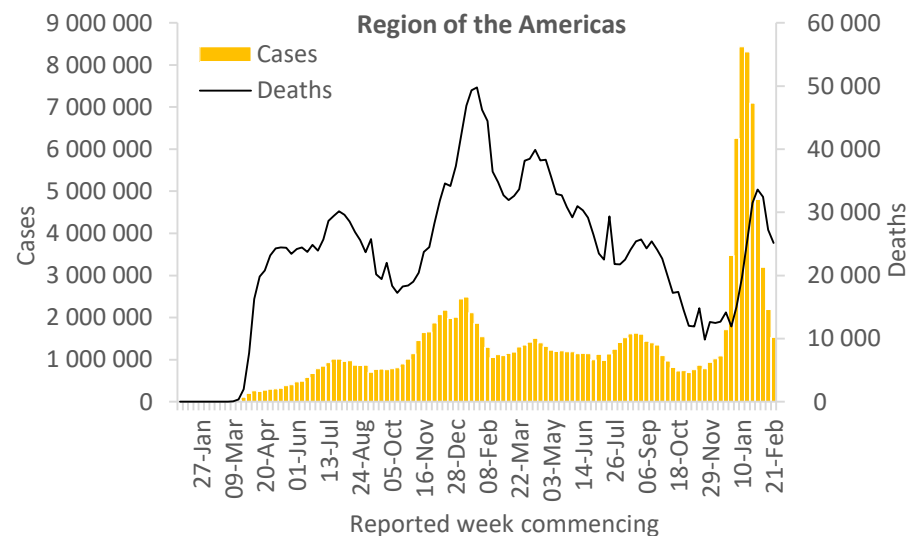


Updates from the [African Region](#)

Region of the Americas

With over 1.5 million new cases reported this week, the Region of the Americas continues to report a decreasing trend (30% decrease as compared to the previous week). However, two countries in the Region have reported increases in new cases of 20% or greater: Honduras (4340 vs 2108 new cases; +106%) and Mexico (76 587 vs 38 921 new cases; +97%). The highest numbers of new cases were reported from Brazil (519 785 new cases; 244.5 new cases per 100 000; -33%), the United States of America (457 058 new cases; 138.1 new cases per 100 000; -36%), and Chile (196 384 new cases; 1027.3 new cases per 100 000; -17%).

The Region reported over 25 000 new deaths this week, an 8% decrease as compared to the previous week. The highest numbers of new deaths were reported from the United States of America (13 663 new deaths; 4.1 new deaths per 100 000; similar to the previous week's figures), Brazil (4361 new deaths; 2.1 new deaths per 100 000; -26%), and Mexico (2027 new deaths; 1.6 new deaths per 100 000; +38%).

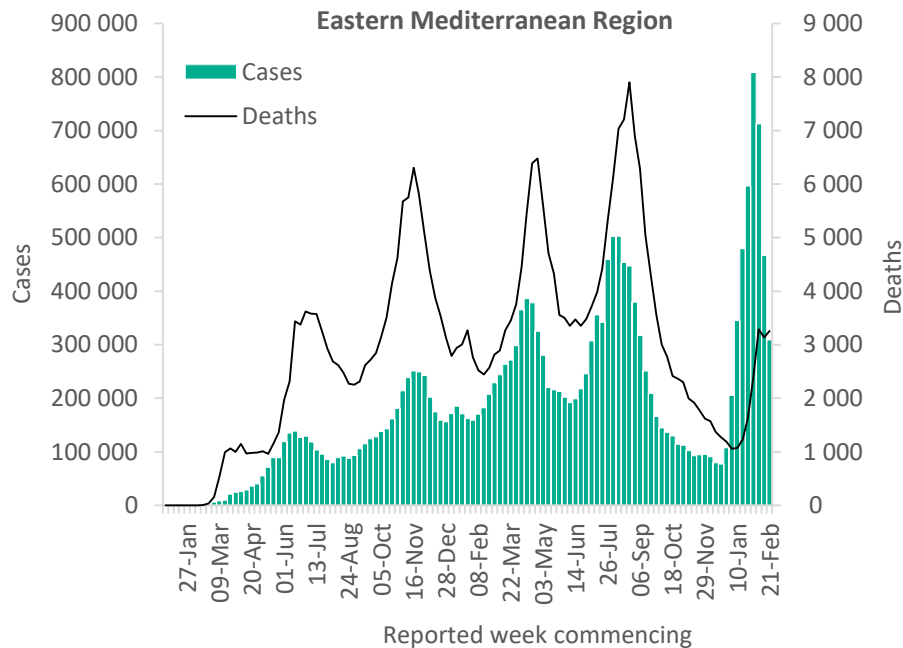


Updates from the [Region of the Americas](#)

Eastern Mediterranean Region

In the Eastern Mediterranean Region, new weekly cases have continued to decline following a peak reached in early February 2022. Over 309 000 new cases were reported this week, a 34% decrease as compared to the previous week. The highest numbers of new cases were reported from the Islamic Republic of Iran (105 458 new cases; 125.6 new cases per 100 000; -27%), Jordan (56 356 new cases; 552.3 new cases per 100 000; -49%), and Lebanon (22 279 new cases; 326.4 new cases per 100 000; -28%).

The number of new weekly deaths increased by 4% in the Region when compared to the previous week's figures, with over 3200 new deaths reported. The highest numbers of new deaths were reported from the Islamic Republic of Iran (1592 new deaths; 1.9 new deaths per 100 000; +30%), Tunisia (327 new deaths; 2.8 new deaths per 100 000; +5%), and Egypt (298 new deaths; <1 new death per 100 000; -26%).

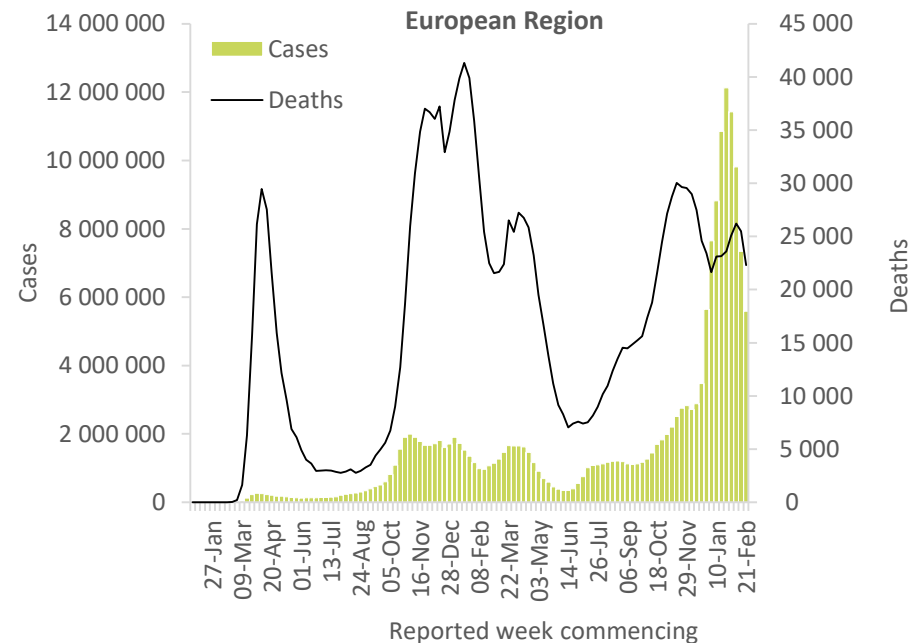


Updates from the [Eastern Mediterranean Region](#)

European Region

The European Region has continued to report a decline in new weekly cases following a peak observed at the end of January 2022, with just under 5.6 million new cases reported this week, a 24% decrease as compared to the previous week. The highest numbers of new cases were reported from Germany (1 119 632 new cases; 1346.3 new cases per 100 000; -8%), the Russian Federation (920 697 new cases; 630.9 new cases per 100 000; -26%), and Turkey (541 259 new cases; 641.8 new cases per 100 000; -10%).

The number of new deaths has continued to decrease in the Region, with over 22 000 new fatalities reported this week, a 13% decrease as compared to the previous week. The highest numbers of new deaths were reported from the Russian Federation (5427 new deaths; 3.7 new deaths per 100 000; +3%), Turkey (1838 new deaths; 2.2 new deaths per 100 000; -4%), and Italy (1568 new deaths; 2.6 new deaths per 100 000; -23%).

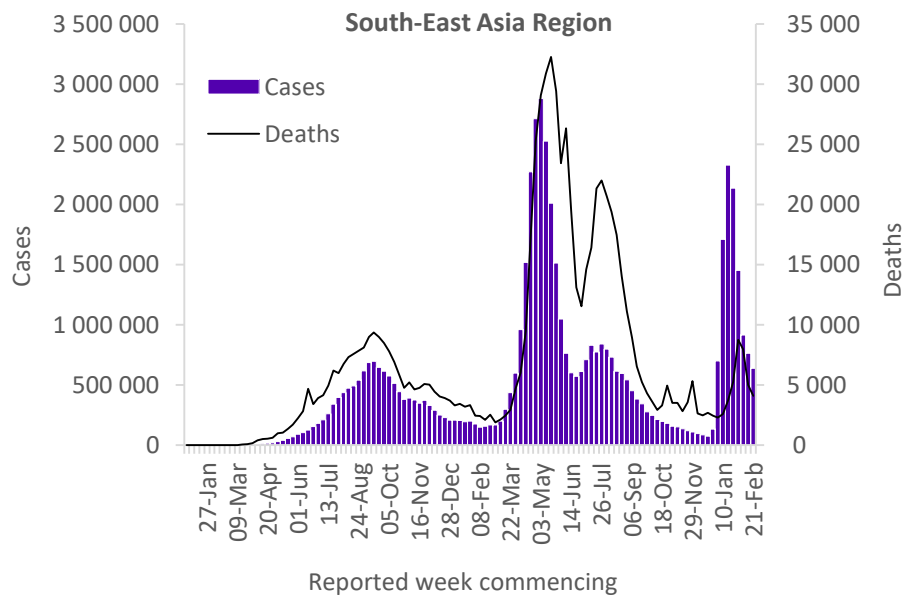


Updates from the [European Region](#)

South-East Asia Region

The South-East Asia Region reported over 639 000 new cases this week, a 16% decline as compared to the previous week, continuing the decreasing trend observed since mid-January 2022. However, Thailand has reported an increase of 32% in new weekly cases (157 301 vs 118 988 new cases) as compared to the previous week. The highest numbers of new cases were reported from Indonesia (341 889 new cases; 125.0 new cases per 100 000; -12%), Thailand (225.4 new cases per 100 000; +32%), and India (93 644 new cases; 6.8 new cases per 100 000; -51%).

Regionally, the number of new deaths declined this week with just over 4100 new deaths reported, an 18% decrease as compared to the previous week. The highest numbers of new deaths were reported from India (1821 new deaths; <1 new death per 100 000; -44%), Indonesia (1708 new deaths; <1 new death per 100 000; +44% increase), and Thailand (267 new deaths; <1 new death per 100 000; +42%).

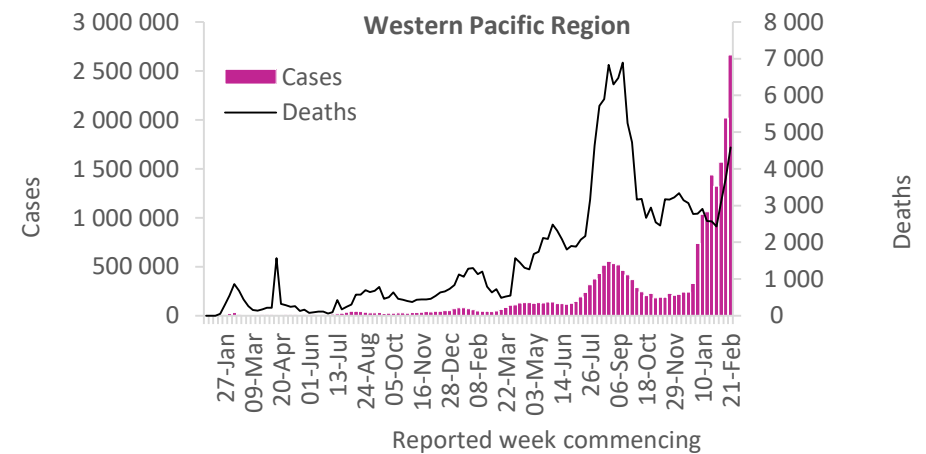


Updates from the [South-East Asia Region](#)

Western Pacific Region

Since the end of December 2021, the Western Pacific Region has continued to report an increase in new weekly cases, with over 2.6 million new cases reported this week, a 32% increase as compared to the previous week. Six countries (22%) in the region reported an increase of 20% or greater in the past week, with the largest increases observed in New Zealand (55 145 vs 10 361 new cases; +432%), China (100 347 vs 26 329; +281%), and Brunei Darussalam (22 972 vs 10 934 new cases; +110%). The highest numbers of new cases were reported from the Republic of Korea (1 032 008 new cases; 2012.9 new cases per 100 000; +69%), Viet Nam (478 884 new cases; 492.0 new cases per 100 000; +87%), and Japan (473 461 new cases; 374.3 new cases per 100 000; -18%).

The number of new weekly deaths continue to increase, with over 4500 new deaths reported, a 22% increase as compared to the previous week. The highest numbers of new deaths were reported from Japan (1634 new deaths; 1.3 new deaths per 100 000; +14%), the Philippines (744 new deaths; <1 new death per 100 000; +10%), and Viet Nam (627 new deaths; <1 new death per 100 000; +12%).



Updates from the [Western Pacific Region](#)

Summary of the COVID-19 Weekly Operational Update

The [Weekly Operational Update](#) is a report provided by the COVID-19 Strategic Preparedness and Response Plan (SPRP) Monitoring and Evaluation team, which aims to update on the ongoing global progress against the [COVID-19 SPRP 2021](#) framework, and to highlight country-level actions and WHO support to countries. In this week's edition, highlights include the following:

- Scaling-up IPC capacity in Cox's Bazar in response to COVID-19 pandemic furthers streamlining of best practices in general health facilities
- Conducting health worker training on Acute Respiratory Distress Syndrome Clinical Management in Nepal
- Supporting mass gathering risk-based approaches to hosting Africa Cup of Nations (AFCON) in Cameroon
- Integrating COVID-19 and influenza sentinel surveillance in Mongolia
- Supporting Infection Prevention and Control as part of Yemen's COVID-19 response with technical mission
- Training of national mentors and laboratory experts on verification and validation of examination procedures in Kyrgyzstan
- Hosting vaccine pop-ups in the Bahamas with PAHO support
- Supporting students in Cambodia with psychological first aid framework and operationalization during the COVID-19 pandemic
- Host new Myanmar learning channel for COVID-19 vaccination training in local languages
- Progress on a subset of global indicators that demonstrate country and global progress to end the acute phase of the pandemic

Technical guidance and other resources

- [WHO technical guidance](#)
- [WHO COVID-19 Dashboard](#)
- [WHO Weekly Operational Updates on COVID-19](#)
- [WHO COVID-19 case definitions](#)
- [COVID-19 Supply Chain Inter-Agency Coordination Cell Weekly Situational Update](#)
- [Research and Development](#)
- [Open WHO courses on COVID-19](#) in official UN languages and in [additional national languages](#)
- [WHO Academy COVID-19 mobile learning app](#)
- [The Strategic Preparedness and Response Plan](#) (SPRP) outlining the support the international community can provide to all countries to prepare and respond to the virus
- [EPI-WIN: tailored information for individuals, organizations, and communities](#)
- Recommendations and advice for the public:
 - [Protect yourself](#)
 - [Questions and answers](#)
 - [Travel advice](#)

Annex 1. List of countries/territories/areas reporting variants of concern as of 1 March 2022

Country/Territory/Area	Alpha	Beta	Delta	Gamma	Omicron
Afghanistan	●	-	●	-	-
Albania	●	-	○	-	●
Algeria	●	-	●	-	●
American Samoa	-	-	○	-	○
Andorra	○	○	○	-	○
Angola	●	●	●	●	●
Anguilla	●	-	●	-	●
Antigua and Barbuda	●	●	●	●	●
Argentina	●	●	●	●	●
Armenia	●	-	●	-	●
Aruba	●	●	●	●	●
Australia	●	●	●	●	●
Austria	●	●	●	●	●
Azerbaijan	●	-	○	-	●
Bahamas	●	-	●	●	●*
Bahrain	●	●	●	●	●
Bangladesh	●	●	●	○	●
Barbados	●	-	●	●	●
Belarus	●	-	○	-	●
Belgium	●	●	●	●	●
Belize	●	-	●	●	●
Benin	●	●	●	●	●
Bermuda	●	●	●	-	●
Bhutan	●	●	●	-	●
Bolivia (Plurinational State of)	●	-	●	●	○
Bonaire	●	-	●	●	●
Bosnia and Herzegovina	●	●	○	●	○
Botswana	○	●	●	-	●
Brazil	●	●	●	●	●
British Virgin Islands	●	-	●	●	●
Brunei Darussalam	●	●	●	-	●
Bulgaria	●	●	●	-	●

Country/Territory/Area	Alpha	Beta	Delta	Gamma	Omicron
Burkina Faso	●	●	●	-	●
Burundi	●	●	●	-	-
Cabo Verde	●	●	●	-	●
Cambodia	●	●	●	-	●
Cameroon	●	●	●	●	●
Canada	●	●	●	●	●
Cayman Islands	●	●	●	●	●
Central African Republic	●	●	●	-	●
Chad	●	●	●	-	-
Chile	●	●	●	●	●
China	●	●	●	●	●
Colombia	●	-	●	●	●
Comoros	●	●	●	-	●
Congo	●	●	●	●	●
Costa Rica	●	●	●	●	●
Croatia	●	●	●	●	●
Cuba	●	●	●	-	●
Curaçao	●	●	●	●	●
Cyprus	●	●	●	-	●
Czechia	●	●	●	●	●
Côte d'Ivoire	●	●	●	●	●
Democratic Republic of the Congo	●	●	●	-	●
Denmark	●	●	●	●	●
Djibouti	●	●	●	-	●
Dominica	●	-	●	-	-
Dominican Republic	●	-	●	●	●
Ecuador	●	-	●	●	●
Egypt	●	-	●	-	●
El Salvador	●	-	●	●	●
Equatorial Guinea	●	●	●	●	-
Estonia	●	●	○	○	●

Country/Territory/Area	Alpha	Beta	Delta	Gamma	Omicron
Eswatini	●	●	●	-	●
Ethiopia	●	●	●	-	●
Falkland Islands (Malvinas)	●	●	-	-	-
Faroe Islands	●	-	-	●	-
Fiji	○	-	●	-	●
Finland	●	●	●	●	●
France	●	●	●	●	●
French Guiana	●	●	●	●	●
French Polynesia	●	●	●	●	●
Gabon	●	●	●	●	●
Gambia	●	●	●	●	●
Georgia	●	○	●	-	●
Germany	●	●	●	●	●
Ghana	●	●	●	●	●
Gibraltar	●	-	○	-	●
Greece	●	●	●	●	●
Greenland	-	-	●	-	-
Grenada	●	-	●	●	●
Guadeloupe	●	●	●	●	●
Guam	●	●	●	●	●
Guatemala	●	●	●	●	●
Guernsey	-	-	-	-	●
Guinea	●	●	●	-	●
Guinea-Bissau	●	●	●	-	-
Guyana	●	-	●	●	●*
Haiti	●	-	●	●	-
Honduras	●	-	●	●	●
Hungary	●	○	○	●	●
Iceland	●	●	●	●	●
India	●	●	●	●	●
Indonesia	●	●	●	-	●
Iran (Islamic Republic of)	●	●	●	-	●

Country/Territory/Area	Alpha	Beta	Delta	Gamma	Omicron
Iraq	●	●	●	●	●
Ireland	●	●	●	●	●
Israel	●	●	●	●	●
Italy	●	●	●	●	●
Jamaica	●	-	●	-	●
Japan	●	●	●	●	●
Jordan	●	●	●	●	●
Kazakhstan	●	○	●	-	●
Kenya	●	●	●	●	●
Kiribati	-	-	-	-	●
Kosovo[1]	●	○	○	-	●
Kuwait	●	●	●	-	●
Kyrgyzstan	●	●	●	-	●
Lao People's Democratic Republic	●	-	●	-	●
Latvia	●	●	○	●	●
Lebanon	●	-	●	-	●
Lesotho	●	●	●	-	-
Liberia	●	●	●	-	-
Libya	●	●	●	-	-
Liechtenstein	●	-	○	○	○
Lithuania	●	●	○	●	●
Luxembourg	●	●	●	●	●
Madagascar	●	●	-	○	-
Malawi	●	●	●	-	●
Malaysia	●	●	●	-	●
Maldives	●	-	●	-	●
Mali	●	●	●	-	○
Malta	●	○	○	●	●
Martinique	●	●	●	●	●
Mauritania	●	●	●	-	●
Mauritius	●	●	●	-	●
Mayotte	●*	●*	●*	-	●*
Mexico	●	●	●	●	●

Country/Territory/Area	Alpha	Beta	Delta	Gamma	Omicron
Monaco	●	●	●	-	●*
Mongolia	●	-	●	-	●
Montenegro	●	-	○	○	○
Montserrat	●	-	●	●	●
Morocco	●	●	●	-	●
Mozambique	●	●	●	-	●
Myanmar	●	-	●	-	●
Namibia	●	●	●	●	●
Nepal	●	-	●	-	●
Netherlands	●	●	●	●	●
New Caledonia	●	-	●	-	●
New Zealand	●	●	●	●	●
Nicaragua	●	●	●	●	●
Niger	○	-	●	-	●
Nigeria	●	●	●	-	●
North Macedonia	●	●	○	-	○
Northern Mariana Islands (Commonwealth of the)	○	-	●	-	●
Norway	●	●	●	●	●
Occupied Palestinian Territory	●	●	●	-	●
Oman	●	●	●	-	●
Pakistan	●	●	●	●	●
Palau	-	-	○	-	○*
Panama	●	●	●	●	●
Papua New Guinea	-	-	●	-	●
Paraguay	●	-	●	●	●
Peru	●	-	●	●	●
Philippines	●	●	●	●	●
Poland	●	○	●	●	●
Portugal	●	●	●	●	●
Puerto Rico	●	●	●	●	●
Qatar	●	●	●	-	●
Republic of Korea	●	●	●	●	●
Republic of Moldova	●	-	●	-	●

Country/Territory/Area	Alpha	Beta	Delta	Gamma	Omicron
Romania	●	●	●	●	●
Russian Federation	●	●	●	○	●
Rwanda	●	●	●	-	●
Réunion	●*	●*	●*	●*	●*
Saba	-	-	●	-	-
Saint Barthélemy	●	-	●	-	○
Saint Kitts and Nevis	-	-	●	-	●
Saint Lucia	●	-	●	-	●
Saint Martin	●	●	●	-	●
Saint Pierre and Miquelon	-	-	●	-	-
Saint Vincent and the Grenadines	-	-	●	●	●
Sao Tome and Principe	●	●	○	-	-
Saudi Arabia	●	●	●	-	●
Senegal	●	●	●	-	●
Serbia	●	-	●	○	○
Seychelles	●	●	●	-	●
Sierra Leone	●	●	●	-	●
Singapore	●	●	●	●	●
Sint Maarten	●	●	●	●	●
Slovakia	●	●	●	-	●
Slovenia	●	●	●	●	●
Solomon Islands	-	-	●	-	●
Somalia	●	●	●	-	-
South Africa	●	●	●	●	●
South Sudan	●	●	●	-	●
Spain	●	●	●	●	●
Sri Lanka	●	●	●	-	●
Sudan	●	●	●	●	●*
Suriname	●	●	●	●	●
Sweden	●	●	●	●	●
Switzerland	●	●	●	●	●
Thailand	●	●	●	●	●
Timor-Leste	●	-	●	-	●

Country/Territory/Area	Alpha	Beta	Delta	Gamma	Omicron
Togo	●	●	●	●	●
Tonga	-	-	-	-	○
Trinidad and Tobago	●	-	●	●	●
Tunisia	●	●	●	-	●
Turkey	●	●	●	●	●
Turks and Caicos Islands	●	-	●	●	-
Uganda	●	●	●	-	●
Ukraine	●	○	○	-	●

Country/Territory/Area	Alpha	Beta	Delta	Gamma	Omicron
United Arab Emirates	●	●	●	●	●
United Kingdom	●	●	●	●	●
United Republic of Tanzania	●	●	●	●	●
United States Virgin Islands	●	●	●	●	●
United States of America	●	●	●	●	●
Uruguay	●	●	●	●	●
Uzbekistan	●	●	○	-	●
Vanuatu	-	-	●	-	-

Country/Territory/Area	Alpha	Beta	Delta	Gamma	Omicron
Venezuela (Bolivarian Republic of)	●	-	●	●	●
Viet Nam	●	●	●	-	●
Wallis and Futuna	●	-	-	-	-
Yemen	●	●	-	-	-
Zambia	●	●	●	-	●
Zimbabwe	●	●	●	-	●

**Newly reported in this update. "●" indicates that information for this variant was received by WHO from official sources. "○" indicates that information for this variant was received by WHO from unofficial sources and will be reviewed as more information becomes available. **Includes countries/territories/areas reporting the detection of VOCs among travelers (e.g., imported cases detected at points of entry), or local cases (detected in the community). Excludes countries, territories, and areas that have never reported the detection of a variant of concern.*

See also [Annex 2: Data, table, and figure notes](#)

Annex 2. Data, table, and figure notes

Data presented are based on official laboratory-confirmed COVID-19 case and deaths reported to WHO by country/territories/areas, largely based upon WHO [case definitions](#) and [surveillance guidance](#). While steps are taken to ensure accuracy and reliability, all data are subject to continuous verification and change, and caution must be taken when interpreting these data as several factors influence the counts presented, with variable underestimation of true case and death incidences, and variable delays to reflecting these data at the global level. Case detection, inclusion criteria, testing strategies, reporting practices, and data cut-off and lag times differ between countries/territories/areas. A small number of countries/territories/areas report combined probable and laboratory-confirmed cases. Differences are to be expected between information products published by WHO, national public health authorities, and other sources.

Due to public health authorities conducting data reconciliation exercises that remove large numbers of cases or deaths from their total counts, negative numbers may be displayed in the new cases/deaths columns as appropriate. When additional details become available that allow the subtractions to be suitably apportioned to previous days, graphics will be updated accordingly. A record of historic data adjustment made is available upon request by emailing epi-data-support@who.int. Please specify the countries of interest, time period, and purpose of the request/intended usage. Prior situation reports will not be edited; see covid19.who.int for the most up-to-date data. COVID-19 confirmed cases and deaths reported in the last seven days by countries, territories, and areas, and WHO Region (reported in previous issues) are now available at: <https://covid19.who.int/table>.

‘Countries’ may refer to countries, territories, areas or other jurisdictions of similar status. The designations employed, and the presentation of these materials do not imply the expression of any opinion whatsoever on the part of WHO concerning the legal status of any country, territory, or area or of its authorities, or concerning the delimitation of its frontiers or boundaries. Dotted and dashed lines on maps represent approximate border lines for which there may not yet be full agreement. Countries, territories, and areas are arranged under the administering WHO region. The mention of specific companies or of certain manufacturers’ products does not imply that they are endorsed or recommended by WHO in preference to others of a similar nature that are not mentioned. Errors and omissions except, the names of proprietary products are distinguished by initial capital letters.

^[1] All references to Kosovo should be understood to be in the context of the United Nations Security Council resolution 1244 (1999). In the map, the number of cases of Serbia and Kosovo (UNSCR 1244, 1999) have been aggregated for visualization purposes.