

COVID-19 Weekly Epidemiological Update

Edition 71, published 21 December 2021

In this edition:

- [Global overview](#)
- [Special focus: Update on SARS-CoV-2 Variants of Interest and Variants of Concern](#)
- [WHO regional overviews](#)
- [Summary of the Weekly Operational Update](#)

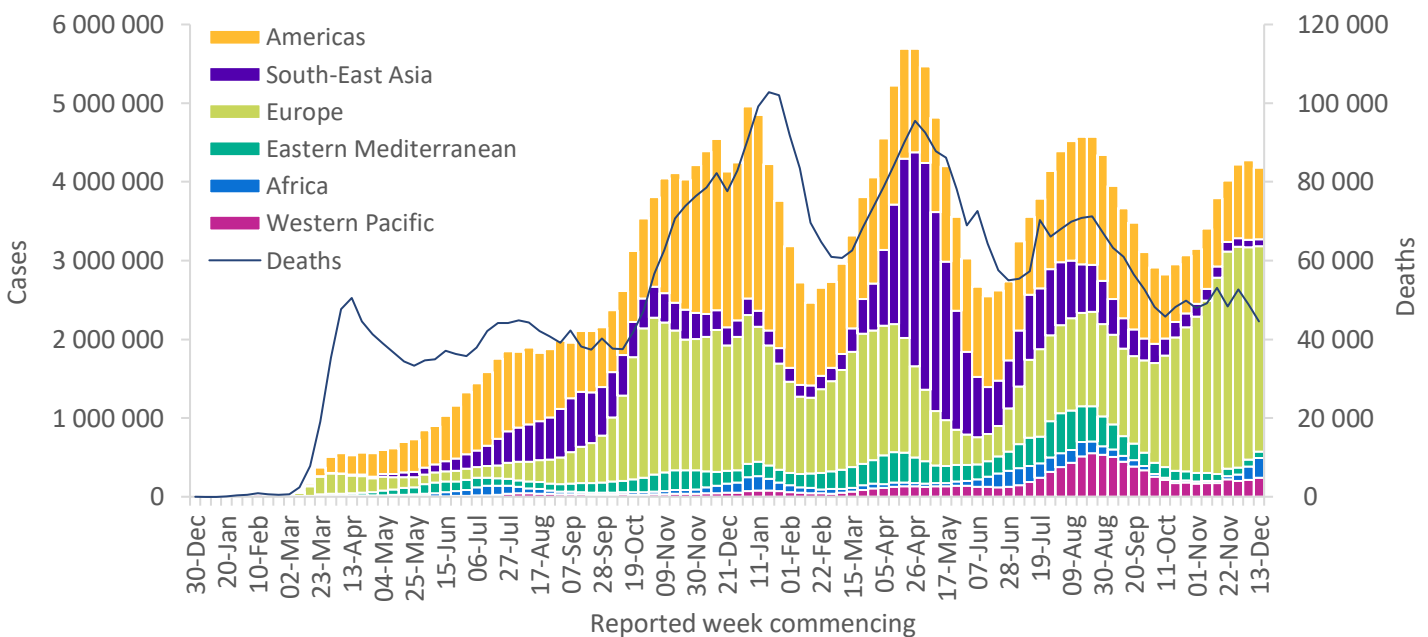
Global overview

Data as of 19 December 2021

During the week 13-19 December, the global number of new cases remained similar to those reported during the previous week (Table 1); however, the weekly incidence of deaths decreased by 9%. Nonetheless, this corresponds to over 4.1 million new cases and just under 45 000 new deaths. As of 19 December, over 273 million cases and over 5.3 million deaths have been reported globally (Figure 1).

The African Region continued to report the largest increase in new cases in the last week (53%), followed by the Western Pacific Region, which reported an increase of 12%. The South-East Asia and the Eastern Mediterranean regions both reported decreases of 12% and the Region of the Americas reported a 10% decrease. The number of new weekly cases reported by the European Region was similar to the numbers reported in the previous week. The African Region was the only region to report an increase in the number of new weekly deaths (15%). The Region of the Americas reported the largest decrease (15%), followed by the Eastern Mediterranean Region (12%), the European Region (7%) and the Western Pacific and South-East Asia Regions (both 6%).

Figure 1. COVID-19 cases reported weekly by WHO Region, and global deaths, as of 19 December 2021**



**See [Annex 2: Data, table, and figure notes](#)

The European Region continued to report the highest incidence of weekly cases (279.9 new cases per 100 000 population), followed by the Region of the Americas (88.5 new cases per 100 000 population). Both regions also reported the highest weekly incidence in deaths of 2.9 and 1.0 per 100 000 population, respectively, while all other regions reported <1 new death per 100 000.

The highest numbers of new cases were reported from the United States of America (725 750 new cases; 12% decrease), the United Kingdom (507 984 new cases; 45% increase), France (358 175 new cases; 7% increase) and Germany (283 673 new cases; 19% decrease).

Please note, the next two issues of the Weekly Epidemiological Report (to be published on 28 December and 6 January) will be condensed versions covering only the global and regional epidemiology.

Table 1. Newly reported and cumulative COVID-19 confirmed cases and deaths, by WHO Region, as of 19 December 2021**

WHO Region	New cases in last 7 days (%)	Change in new cases in last 7 days *	Cumulative cases (%)	New deaths in last 7 days (%)	Change in new deaths in last 7 days *	Cumulative deaths (%)
Europe	2 611 478 (63%)	-3%	94 345 936 (35%)	26 802 (60%)	-7%	1 626 294 (30%)
Americas	904 789 (22%)	-10%	99 606 828 (36%)	10 255 (23%)	-15%	2 384 550 (45%)
Africa	256 031 (6%)	53%	6 778 548 (2%)	564 (1%)	15%	154 330 (3%)
Western Pacific	239 159 (6%)	12%	10 823 510 (4%)	3 144 (7%)	-6%	150 683 (3%)
South-East Asia	86 545 (2%)	-12%	44 823 551 (16%)	2 475 (6%)	-6%	716 778 (13%)
Eastern Mediterranean	79 620 (2%)	-12%	17 016 594 (6%)	1 376 (3%)	-12%	313 674 (6%)
Global	4 177 622 (100%)	-2%	273 395 731 (100%)	44 616 (100%)	-9%	5 346 322 (100%)

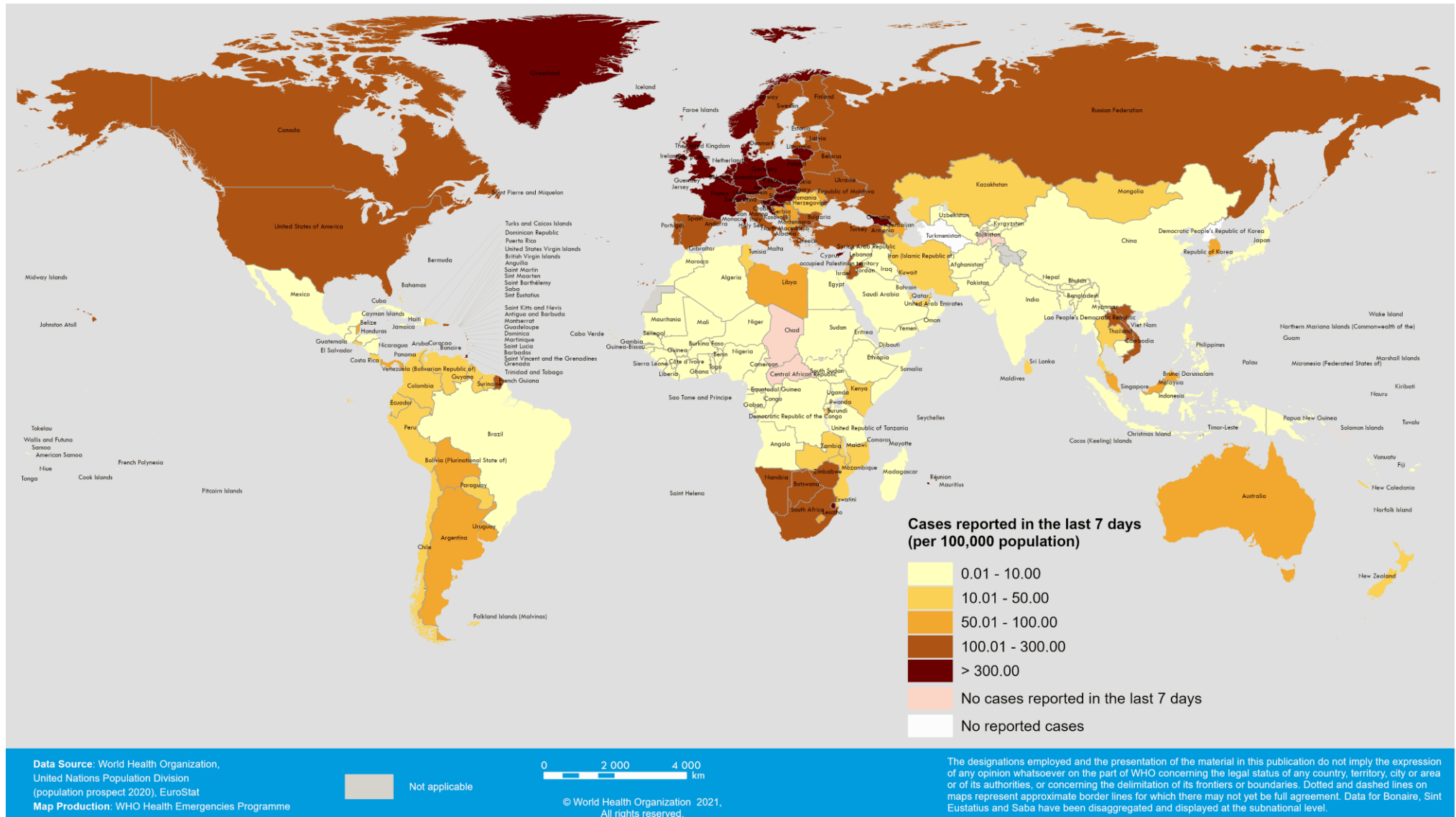
*Percent change in the number of newly confirmed cases/deaths in the past seven days, compared to seven days prior

**See [Annex 2: Data, table, and figure notes](#)

For the latest data and other updates on COVID-19, please see:

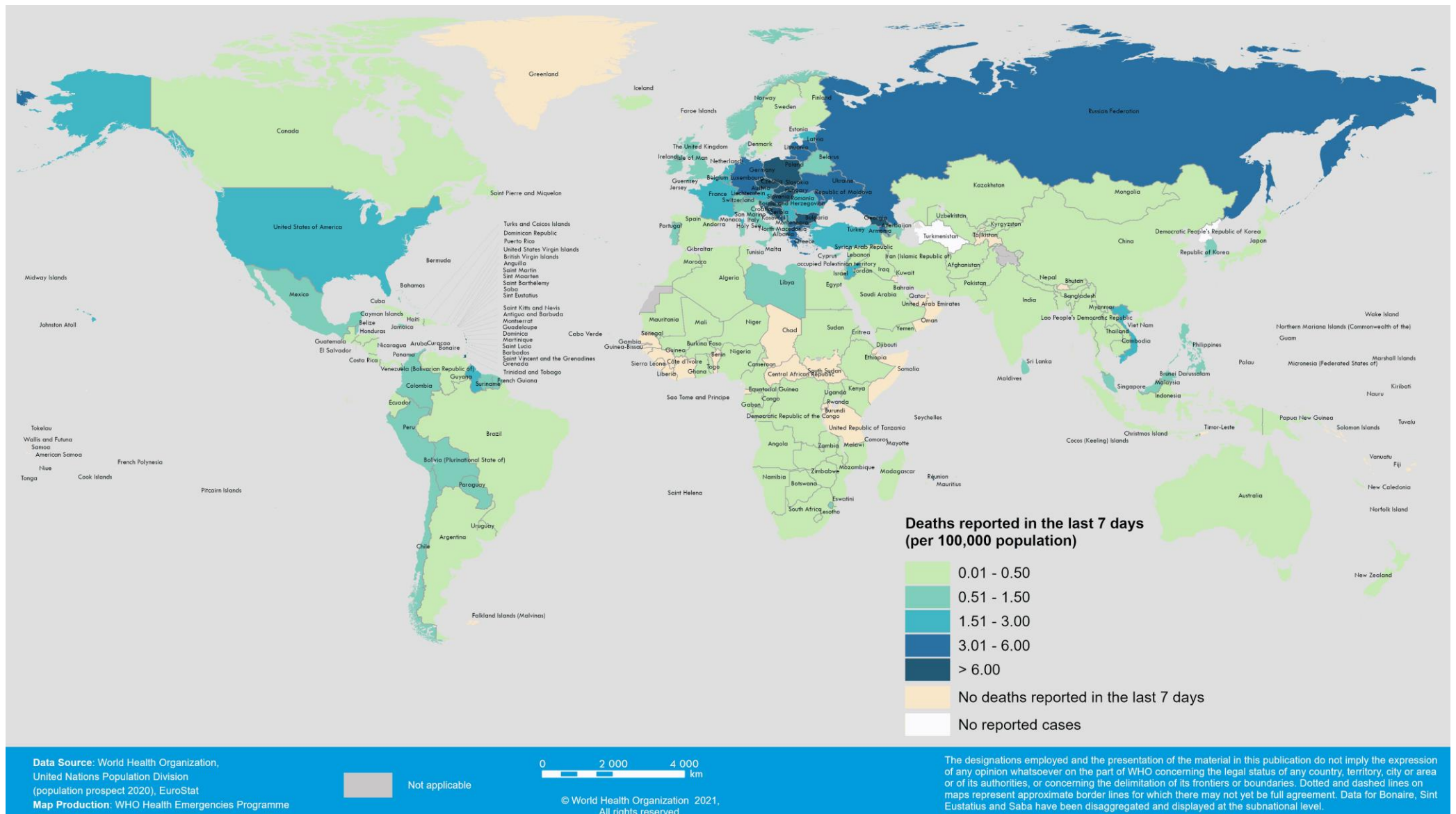
- [WHO COVID-19 Dashboard](#)
- [WHO COVID-19 Weekly Operational Update and previous editions of the Weekly Epidemiological Update](#)

Figure 2. COVID-19 cases per 100 000 population reported by countries, territories and areas, 13 December - 19 December 2021**



**See Annex 2: Data, table, and figure notes

Figure 3. COVID-19 deaths per 100 000 population reported by countries, territories and areas, 13 December - 19 December 2021**



**See Annex 2: Data, table, and figure notes

Special Focus: Update on SARS-CoV-2 variants of interest and variants of concern

WHO, in collaboration with national authorities, institutions and researchers, routinely assesses if variants of SARS-CoV-2 alter transmission or disease characteristics, or impact effectiveness of vaccines, therapeutics, diagnostics or public health and social measures (PHSM) applied by national authorities to control disease spread. Potential variants of concern (VOCs), variants of interest (VOIs) or variants under monitoring (VUMs) are regularly assessed based on the risk posed to global public health. As evidence becomes available, classifications of variants will be revised to reflect the continuous evolution of circulating variants and their changing epidemiology. Criteria for variant classification, and the current lists of VOCs, VOIs and VUMs, are available on the [WHO Tracking SARS-CoV-2 variants website](#). National authorities may choose to designate other variants of local interest/concern and are encouraged to investigate and report on the impacts of these variants.

Geographic spread and prevalence of VOCs

The current global epidemiology of SARS-CoV-2 is characterized by a predominance of the Delta variant, a declining trend in the proportion of Alpha, Beta and Gamma variants, which have been circulating at a very low prevalence for several weeks, and the emergence of Omicron variant (Figure 4; Annex 1). Following the classification of Omicron as a VOC, many countries have adopted targeted sequencing strategies to detect the variant. The change in sampling strategy, away from community-based surveillance sequencing, may result in biases in the proportions of variants being reported. Thus, the recent declines in the proportion of Delta variant reported by some countries may reflect changes in sampling strategy, rather than declines in the proportion of Delta variant cases among all COVID-19 cases.

While most of the Omicron cases identified in November 2021 were travel-related, community transmission with associated clusters has now been reported in several countries. Of 1 051 598 sequencesⁱ, 1 009 253 (96%) were Delta, 16 988 (1.6%) were Omicron, 176 (<0.1%) were Gamma, 53 (<0.1%) were Alpha, 16 (<0.1%) were Beta and 188 (<0.1%) comprised other circulating variants (including VOIs Mu and Lambda). To note, global VOCs distribution should be interpreted with due consideration of surveillance limitations, including differences in sequencing capacities and sampling strategies between countries, as well as delays in reporting.

Since the last [update published on 14 December](#), additional countries across all six WHO Regions have reported confirmed cases of the Omicron variant. As of 21 December 2021 (2 pm CET), the Omicron variant has been confirmed in 106 countries.

Recent evidence indicates that Omicron variant has a growth advantage over the Delta variant and is spreading rapidly, even in countries with documented community transmission and high levels of population immunity. It remains uncertain to what extent the observed rapid growth rate can be attributed to immune evasion, intrinsic increased transmissibility, or a combination of both. There are still limited data on the clinical severity of Omicron. Hospitalizations in the UK and South Africa continue to rise, and given rapidly increasing case numbers, it is possible that healthcare systems may become overwhelmed. Preliminary data suggest that there is a reduction in neutralization of Omicron in those who have received a primary vaccination series or in those who have had prior SARS-CoV-2 infection, which may suggest a level of humoral immune evasion.

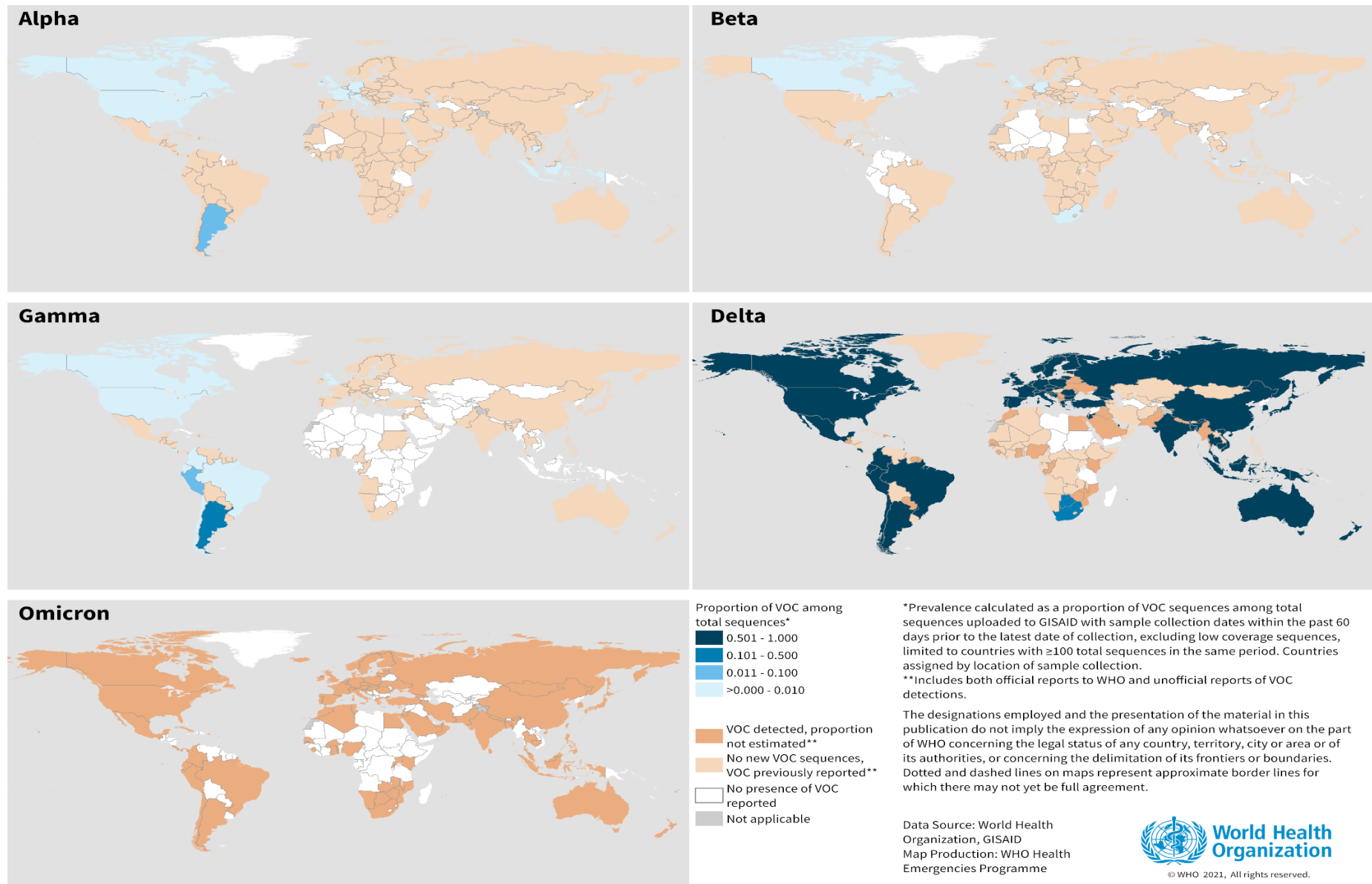
As a result of this, the overall risk related to the new variant of concern Omicron remains very high. More information on this variant can be found in the updated [Technical Brief and Priority Actions for Member States](#) that was published on 17 December 2021 by WHO.

ⁱ Includes sequences submitted to [GISAID](#) with sample collected dates from 20 October to 19 December 2021 (last reported sample at the time of data extraction), excluding low coverage sequences.

Additional resources

- [Tracking SARS-CoV-2 Variants](#)
- [COVID-19 new variants: Knowledge gaps and research](#)
- [Genomic sequencing of SARS-CoV-2: a guide to implementation for maximum impact on public health](#)
- [Considerations for implementing and adjusting PHSM in the context of COVID-19](#)

Figure 4: Presence and prevalence of variants of concern (VOCs) in the last 60 days and historic detections, data as of 21 December 2021

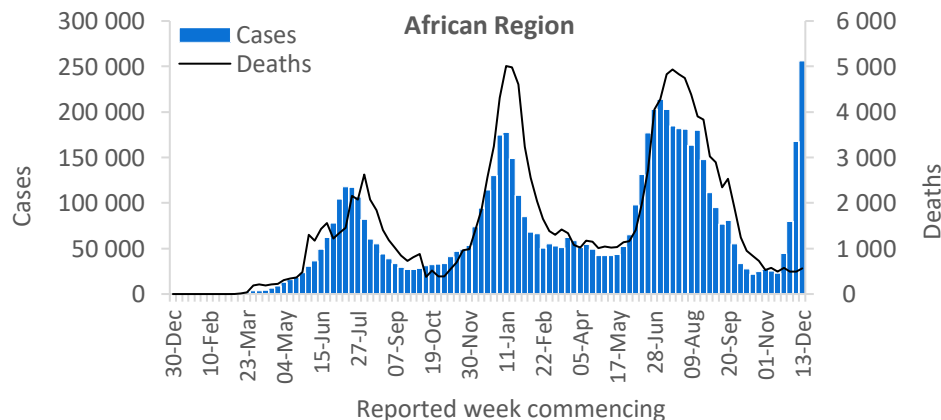


See also [Annex 1](#) for reported VOC detections by country/territory/area and the verification status.

African Region

The African Region continued to see an increase in the reported case incidence in the last month. Over 256 000 new cases were reported (an increase of 53%) as compared to the previous week, the highest number of weekly cases reported since the start of the pandemic. Increases in incidence of over 50% were observed in nearly half (23/49; 47%) of countries in the Region. The highest numbers of new cases continued to be reported from South Africa (162 987 new cases; 274.8 new cases per 100 000 population; a 50% increase) and Zimbabwe (26 671 new cases; 179.4 new cases per 100 000 population; similar to the previous week's number), with Eswatini now reporting the third highest incidence of cases (7540 new cases; 649.9 new cases per 100 000 population; a 57% increase).

The Region reported just under 500 new weekly deaths, similar to the number in the previous week. The highest numbers of new deaths were reported from South Africa (229 new deaths; <1 new death per 100 000 population; a 52% increase), Mauritius (60 new deaths; 4.7 new deaths per 100 000; a 35% decrease), and Zimbabwe (47 new deaths; <1 new death per 100 000; an 81% increase).

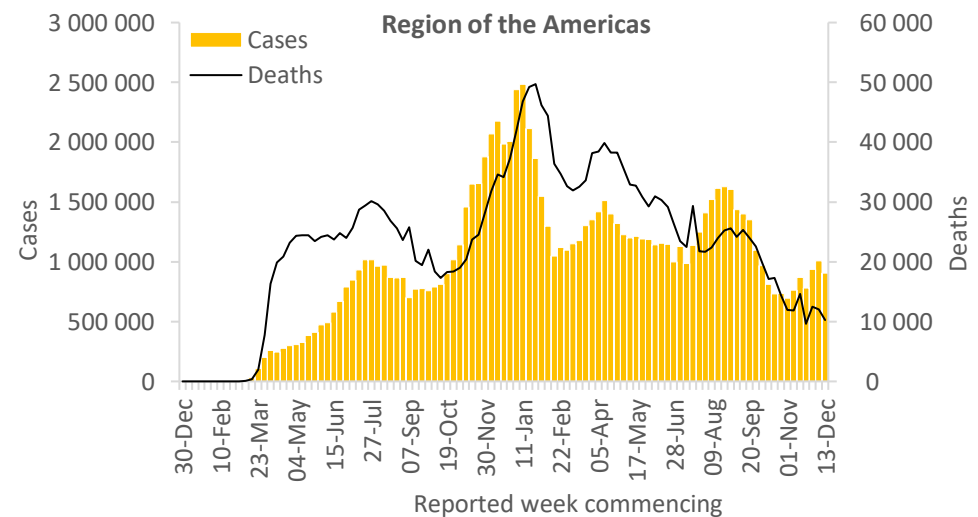


Updates from the [African Region](#)

Region of the Americas

The Region of the Americas reported over 904 000 new cases and over 10 000 new deaths, decreases of 10% and 15% respectively as compared to the previous week. However, a quarter of the countries (14/56) reported increases of over 10%, with Puerto Rico reporting the highest increase (3736 new cases, a 425% increase). The highest numbers of new cases were reported from the United States of America (725 750 new cases; 219.3 new cases per 100 000; a 12% decrease), Canada (39 216 new cases; 103.9 new cases per 100 000; a 55% increase), and Argentina (32 013 new cases; 70.8 new cases per 100 000; a 91% increase).

The highest numbers of new deaths were reported from the United States of America (6723 new deaths; 2.0 new deaths per 100 000; a 20% decrease), Mexico (892 new deaths; <1 new death per 100 000; a 49% increase), and Brazil (704 new deaths; <1 new death per 100 000; a 45% decrease).

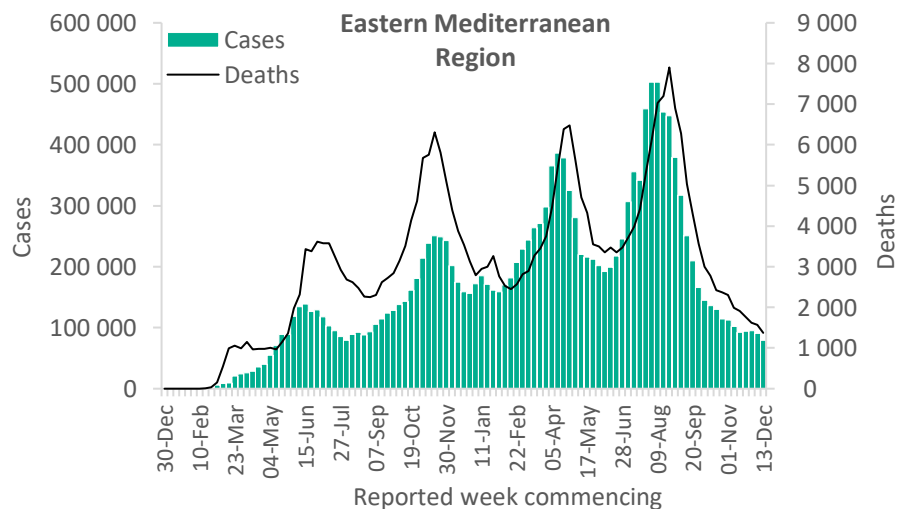


Updates from the [Region of the Americas](#)

Eastern Mediterranean Region

The weekly incidence of cases and deaths in the Eastern Mediterranean Region both decreased by 12%, with over 79 000 new cases and over 1300 new deaths reported. However, the percentage of countries reporting increases of over 10% rose from 13% to 45% (10/22 countries), with the highest increases reported from Somalia (95 vs 23 new cases, a 313% increase); the United Arab Emirates (1133 vs 441 new cases, a 157% increase) and Djibouti, although case numbers remain low (14 vs 6 new cases; a 133% increase). The highest numbers of new cases were reported from Jordan (27 333 new cases; 267.9 new cases per 100 000; an 21% decrease), the Islamic Republic of Iran (16 487 new cases; 19.6 new cases per 100 000; a 22% decrease), and Lebanon (10 949 new cases; 160.4 new cases per 100 000; a 3% decrease).

The highest numbers of new deaths continued to be reported from the Islamic Republic of Iran (372 new deaths; <1 new death per 100 000; a 31% decrease), Egypt (300 new deaths; <1 new death per 100 000; a 10% decrease), and Jordan (250 new deaths; 2.5 new deaths per 100 000; an 11% increase).

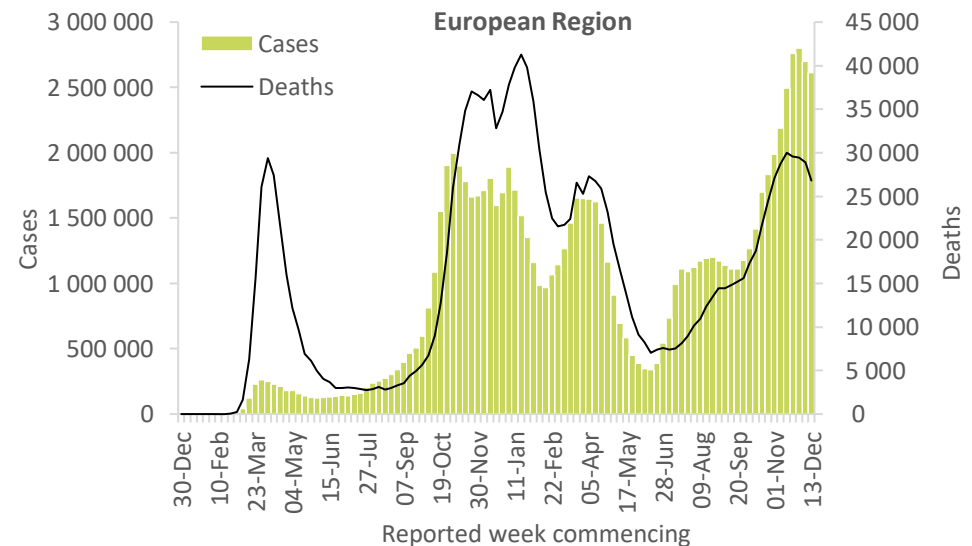


Updates from the [Eastern Mediterranean Region](#)

European Region

The European Region reported over 2.6 million new cases, similar to the previous week's number. However, the weekly incidence of deaths decreased by 7%, with over 26 000 new deaths reported. Despite the stable trend, 20% of countries (12/61) still reported an increase of over 10% in cases as compared to the previous week, with the highest increases reported from Malta (1103 vs 603 new cases, an 83% increase) and Gibraltar (270 vs 148 new cases, an 82% increase). The highest numbers of new cases were reported from the United Kingdom (507 984 new cases; 748.3 new cases per 100 000; a 45% increase), France (358 175 new cases; 550.7 new cases per 100 000; a 7% increase) and Germany (283 673 new cases; 341.1 new cases per 100 000; a 19% decrease).

The highest numbers of new deaths were reported from the Russian Federation (7720 new deaths; 5.3 new deaths per 100 000; a 6% decrease), Poland (3006 new deaths; 7.9 new deaths per 100 000; a 7% increase), and Germany (2595 new deaths; 3.1 new deaths per 100 000; similar to the previous week).

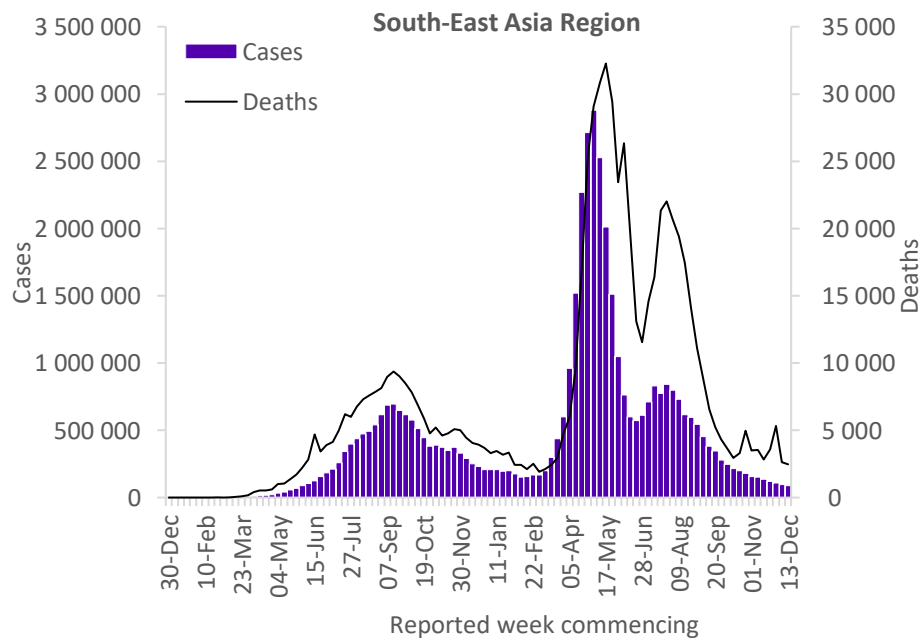


Updates from the [European Region](#)

South-East Asia Region

The declining trend in the number of weekly cases and deaths reported has continued in the South-East Asia Region. Over 86 000 new cases and over 2400 new deaths were reported, decreases of 12% and 6% , respectively as compared to the previous week. Only two countries reported an increase in weekly cases, Timor Leste (4 vs 1 new case, a 300% increase) and Sri Lanka. The highest numbers of new cases continued to be reported from India (49 765 new cases; 3.6 new cases per 100 000; a 13% decrease), Thailand (22 882 new cases; 32.8 new cases per 100 000; a 17% decrease), and Sri Lanka (6783 new cases; 31.7 new cases per 100 000; a 30% increase).

The highest numbers of new deaths also continued to be reported from India (1988 new deaths; <1 new death per 100 000; a 6% decrease), Thailand (206 new deaths; <1 new death per 100 000; a 9% decrease), and Sri Lanka (138 new deaths; <1 new death per 100 000; a 10% decrease).

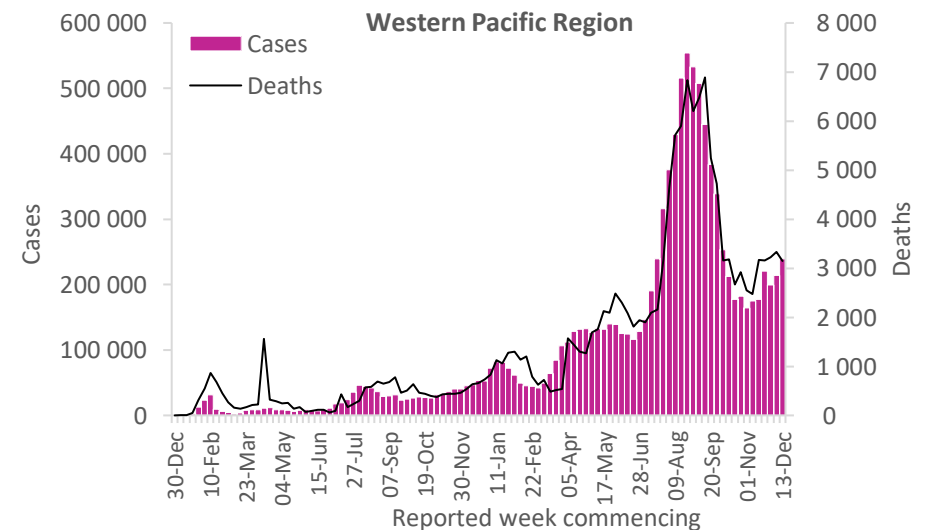


Updates from the [South-East Asia Region](#)

Western Pacific Region

The Western Pacific Region continues to see an increase in the incidence of cases with 239 000 new cases reported during the previous week (a 12% increase). Three of the 27 countries in the region, reported an increase in case incidence of over 10% including: Australia (19 415 vs 10 805 new cases, a 80% increase), Japan (1088 vs 861 new cases, a 26% increase) and Viet Nam. The highest numbers of new cases were reported from Viet Nam (125 955 new cases; 129.4 new cases per 100 000; a 22% increase), the Republic of Korea (47 825 new cases; 93.3 new cases per 100 000; an 8% increase), and Malaysia (27 698 new cases; 85.6 new cases per 100 000; an 18% decrease).

The incidence of deaths decreased by 6% as compared to the previous week, with over 3100 new deaths reported. The highest numbers of new deaths continued to be reported from Viet Nam (1740 new deaths; 1.8 new deaths per 100 000; a 12% increase), the Philippines (579 new deaths; <1 new death per 100 000; a 33% decrease), and the Republic of Korea (469 new deaths; <1 new death per 100 000; a 17% increase).



Updates from the [Western Pacific Region](#)

Summary of the COVID-19 Weekly Operational Update

The [Weekly Operational Update](#) is a report provided by the COVID-19 Strategic Preparedness and Response Plan (SPRP) Monitoring and Evaluation team, which aims to update on the ongoing global progress against the [COVID-19 SPRP 2021](#) framework, and to highlight country-level actions and WHO support to countries. In this week's edition published on 21 December, highlights include the following:

- Implementing national studies on the real-world effectiveness of COVID-19 vaccines in Armenia
- Delivering critical equipment and supplies in the Western Pacific to Vanuatu and Fiji
- Boosting Sierra Leone's COVID-19 response and disease surveillance with laboratory commodities
- Bringing COVID-19 vaccination to the most vulnerable via the Global Health Cluster
- Supporting the global scale-up of infodemic management
- Strengthening genomic surveillance: WHO in collaboration with GISAID organizes training workshops for laboratory experts
- Conducting the first Universal Health and Preparedness Review (UHPR) Pilot: Bangui, Central African Republic
- Updates on WHO's financing to support countries on COVID-19 response implementation to suppress transmission, reduce exposure, and protect the vulnerable and save lives
- Progress on a subset of global indicators that demonstrate country and global progress to end the acute phase of the pandemic

Technical guidance and other resources

- [WHO technical guidance](#)
- [WHO COVID-19 Dashboard](#)
- [WHO Weekly Operational Updates on COVID-19](#)
- [WHO COVID-19 case definitions](#)
- [COVID-19 Supply Chain Inter-Agency Coordination Cell Weekly Situational Update](#)
- [Research and Development](#)
- [Open WHO courses on COVID-19](#) in official UN languages and in [additional national languages](#)
- [WHO Academy COVID-19 mobile learning app](#)
- [The Strategic Preparedness and Response Plan](#) (SPRP) outlining the support the international community can provide to all countries to prepare and respond to the virus
- [EPI-WIN: tailored information for individuals, organizations, and communities](#)
- Recommendations and advice for the public:
 - [Protect yourself](#)
 - [Questions and answers](#)
 - [Travel advice](#)

Annexes

Annex 1. List of countries/territories/areas reporting variants of concern as of 21 December 2021

Country/Territory/Area	Alpha	Beta	Delta	Gamma	Omicron
Afghanistan	●	-	●	-	-
Albania	●	-	○	-	-
Algeria	●	-	●	-	●*
Andorra	○	○	○	-	-
Angola	●	●	●	●	-
Anguilla	●	-	●	-	-
Antigua and Barbuda	●	●	●	●	-
Argentina	●	●	●	●	●
Armenia	●	-	●	-	-
Aruba	●	●	●	●	-
Australia	●	●	●	●	●
Austria	●	●	●	●	●
Azerbaijan	●	-	○	-	-
Bahamas	●	-	●	●	-
Bahrain	●	●	●	●	●
Bangladesh	●	●	●	○	●
Barbados	●	-	●	●	-
Belarus	●	-	○	-	-
Belgium	●	●	●	●	●
Belize	●	-	●	●	-
Benin	●	●	●	●	-
Bermuda	●	●	●	-	●
Bhutan	●	●	●	-	-
Bolivia (Plurinational State of)	●	-	●	●	-
Bonaire	●	-	●	●	-
Bosnia and Herzegovina	●	●	○	●	-
Botswana	○	●	●	-	●
Brazil	●	●	●	●	●

Country/Territory/Area	Alpha	Beta	Delta	Gamma	Omicron
British Virgin Islands	●	-	●	●	-
Brunei Darussalam	●	●	●	-	-
Bulgaria	●	●	●	-	-
Burkina Faso	●	-	●	-	●*
Burundi	●	●	●	-	-
Cabo Verde	●	-	●	-	-
Cambodia	●	●	●	-	●*
Cameroon	●	●	●	●	-
Canada	●	●	●	●	●
Cayman Islands	●	●	●	●	●*
Central African Republic	●	●	●	-	-
Chad	●	-	-	-	-
Chile	●	●	●	●	●
China	●	●	●	●	●
Colombia	●	-	●	●	○*
Comoros	-	●	●	-	-
Congo	●	●	●	●	-
Costa Rica	●	●	●	●	-
Croatia	●	●	○	●	●
Cuba	●	●	●	-	●
Curaçao	●	●	●	●	-
Cyprus	●	●	○	-	●
Czechia	●	●	●	●	●
Côte d'Ivoire	●	●	○	-	-
Democratic Republic of the Congo	●	●	●	-	-
Denmark	●	●	●	●	●
Djibouti	●	●	●	-	-

Country/Territory/Area	Alpha	Beta	Delta	Gamma	Omicron
Dominica	●	-	●	-	-
Dominican Republic	●	-	●	●	-
Ecuador	●	-	●	●	●*
Egypt	●	-	●	-	○*
El Salvador	●	-	●	●	-
Equatorial Guinea	●	●	●	-	-
Estonia	●	●	○	○	●
Eswatini	○	●	●	-	-
Ethiopia	●	●	●	-	-
Falkland Islands (Malvinas)	●	●	-	-	-
Faroe Islands	●	-	-	●	-
Fiji	○	-	●	-	●
Finland	●	●	●	●	●
France	●	●	●	●	●
French Guiana	●	●	●	●	-
French Polynesia	●	●	●	●	●*
Gabon	●	●	●	-	-
Gambia	●	-	●	-	-
Georgia	●	○	●	-	●*
Germany	●	●	●	●	●
Ghana	●	●	●	●	●
Gibraltar	●	-	○	-	●
Greece	●	●	●	●	●
Greenland	-	-	●	-	-
Grenada	●	-	●	●	-
Guadeloupe	●	●	●	●	●*
Guam	●	●	●	●	-
Guatemala	●	●	●	●	-

Country/Territory/Area	Alpha	Beta	Delta	Gamma	Omicron
Guernsey	-	-	-	-	●*
Guinea	●	●	●	-	-
Guinea-Bissau	●	●	●	-	-
Guyana	-	-	●	●	-
Haiti	●	-	●	●	-
Honduras	●	-	●	●	-
Hungary	●	○	○	●	●
Iceland	●	●	●	●	●
India	●	●	●	●	●
Indonesia	●	●	●	-	●*
Iran (Islamic Republic of)	●	●	●	-	●*
Iraq	●	●	●	●	-
Ireland	●	●	●	●	●
Israel	●	●	●	●	●
Italy	●	●	●	●	●
Jamaica	●	-	●	-	-
Japan	●	●	●	●	●
Jordan	●	●	●	●	●
Kazakhstan	●	○	●	-	-
Kenya	●	●	●	-	○*
Kosovo[1]	●	○	○	-	-
Kuwait	●	●	●	-	●
Kyrgyzstan	●	●	●	-	-
Lao People's Democratic Republic	●	-	●	-	-
Latvia	●	●	○	●	●
Lebanon	●	-	●	-	●
Lesotho	-	●	○	-	-
Liberia	●	●	●	-	-
Libya	●	●	-	-	-
Liechtenstein	●	-	○	○	○
Lithuania	●	●	○	●	●*

Country/Territory/Area	Alpha	Beta	Delta	Gamma	Omicron
Luxembourg	●	●	●	●	●
Madagascar	●	●	-	-	-
Malawi	●	●	●	-	●
Malaysia	●	●	●	-	●
Maldives	●	-	●	-	●
Mali	●*	-	●	-	-
Malta	●	○	○	●	-
Martinique	●	●	●	●	-
Mauritania	●	●	●	-	-
Mauritius	●	●	●	-	○
Mayotte	●	●	○	-	-
Mexico	●	●	●	●	●
Monaco	●	●	●	-	-
Mongolia	●	-	●	-	○*
Montenegro	●	-	○	○	○
Montserrat	●	-	●	●	-
Morocco	●	●	●	-	●*
Mozambique	●	●	●	-	●*
Myanmar	●	-	●	-	-
Namibia	●	●	●	●	●
Nepal	●	-	●	-	●
Netherlands	●	●	●	●	●
New Caledonia	●	-	●	-	-
New Zealand	●	●	●	●	●*
Nicaragua	●	●	●	●	-
Niger	●	-	●	-	-
Nigeria	●	●	●	-	●
North Macedonia	●	●	○	-	-
Northern Mariana Islands (Commonwealth of the)	○	-	●	-	-
Norway	●	●	●	●	●
Occupied Palestinian Territory	●	●	●	-	-

Country/Territory/Area	Alpha	Beta	Delta	Gamma	Omicron
Oman	●	●	●	-	●*
Pakistan	●	●	●	●	●
Panama	●	●	●	●	●*
Papua New Guinea	-	-	●	-	-
Paraguay	●	-	●	●	-
Peru	●	-	●	●	●*
Philippines	●	●	●	●	●*
Poland	●	○	●	●	●*
Portugal	●	●	●	●	●
Puerto Rico	●	●	●	●	●
Qatar	●	●	●	-	-
Republic of Korea	●	●	●	●	●
Republic of Moldova	●	-	●	-	-
Romania	●	●	●	●	●
Russian Federation	●	●	●	○	●
Rwanda	●	●	●	-	○*
Réunion	●	●	○	●	●
Saba	-	-	●	-	-
Saint Barthélemy	●	-	●	-	-
Saint Kitts and Nevis	-	-	●	-	-
Saint Lucia	●	-	●	-	-
Saint Martin	●	●	●	-	●*
Saint Pierre and Miquelon	-	-	●	-	-
Saint Vincent and the Grenadines	-	-	●	●	-
Sao Tome and Principe	●	-	○	-	-
Saudi Arabia	●	●	●	-	●
Senegal	●	●	●	-	●
Serbia	●	-	●	-	-
Seychelles	●	●	●	-	-
Sierra Leone	-	●	●	-	●
Singapore	●	●	●	●	●

Country/Territory/Area	Alpha	Beta	Delta	Gamma	Omicron
Sint Maarten	●	●	●	●	-
Slovakia	●	●	●	-	●
Slovenia	●	●	●	●	●*
Somalia	●	●	●	-	-
South Africa	●	●	●	○	●
South Sudan	●	●	●	-	-
Spain	●	●	●	●	●
Sri Lanka	●	●	●	-	●
Sudan	●	●	-	●	-
Suriname	●	●	●	●	-
Sweden	●	●	●	●	●
Switzerland	●	●	●	●	●
Thailand	●	●	●	●	●

Country/Territory/Area	Alpha	Beta	Delta	Gamma	Omicron
Timor-Leste	●	-	●	-	-
Togo	●	●	●	●	●*
Trinidad and Tobago	●	-	●	●	●
Tunisia	●	●	●	-	●
Turkey	●	●	●	●	○
Turks and Caicos Islands	●	-	●	●	-
Uganda	●	●	●	-	●
Ukraine	●	○	○	-	●*
United Arab Emirates	●	●	●	●	●
United Kingdom	●	●	●	●	●
United Republic of Tanzania	-	●	-	-	-
United States Virgin Islands	●	●	●	●	-
United States of America	●	●	●	●	●

Country/Territory/Area	Alpha	Beta	Delta	Gamma	Omicron
Uruguay	●	●	●	●	-
Uzbekistan	●	●	○	-	-
Vanuatu	-	-	●	-	-
Venezuela (Bolivarian Republic of)	●	-	●	●	-
Viet Nam	●	●	●	-	-
Wallis and Futuna	●	-	-	-	-
Yemen	●	●	-	-	-
Zambia	●	●	●	-	●
Zimbabwe	●	●	●	-	●

*Newly reported in this update. "●" indicates that information for this variant was received by WHO from official sources. "○" indicates that information for this variant was received by WHO from unofficial sources and will be reviewed as more information become available. **Includes countries/territories/areas reporting the detection of VOCs among travellers (e.g., imported cases detected at points of entry), or local cases (detected in the community). Excludes countries, territories, and areas that have never reported the detection of a variant of concern. See also [Annex 2: Data, table, and figure notes](#)

Annex 2. Data, table, and figure notes

Data presented are based on official laboratory-confirmed COVID-19 case and deaths reported to WHO by country/territories/areas, largely based upon WHO [case definitions](#) and [surveillance guidance](#). While steps are taken to ensure accuracy and reliability, all data are subject to continuous verification and change, and caution must be taken when interpreting these data as several factors influence the counts presented, with variable underestimation of true case and death incidences, and variable delays to reflecting these data at the global level. Case detection, inclusion criteria, testing strategies, reporting practices, and data cut-off and lag times differ between countries/territories/areas. A small number of countries/territories/areas report combined probable and laboratory-confirmed cases. Differences are to be expected between information products published by WHO, national public health authorities, and other sources.

Due to public health authorities conducting data reconciliation exercises that remove large numbers of cases or deaths from their total counts, negative numbers may be displayed in the new cases/deaths columns as appropriate. When additional details become available that allow the subtractions to be suitably apportioned to previous days, graphics will be updated accordingly. A record of historic data adjustment made is available upon request by emailing epi-data-support@who.int. Please specify the countries of interest, time period, and purpose of the request/intended usage. Prior situation reports will not be edited; see covid19.who.int for the most up-to-date data. COVID-19 confirmed cases and deaths reported in the last seven days by countries, territories, and areas, and WHO Region (reported in previous issues) are now available at: <https://covid19.who.int/table>.

‘Countries’ may refer to countries, territories, areas or other jurisdictions of similar status. The designations employed, and the presentation of these materials do not imply the expression of any opinion whatsoever on the part of WHO concerning the legal status of any country, territory, or area or of its authorities, or concerning the delimitation of its frontiers or boundaries. Dotted and dashed lines on maps represent approximate border lines for which there may not yet be full agreement. Countries, territories, and areas are arranged under the administering WHO region. The mention of specific companies or of certain manufacturers’ products does not imply that they are endorsed or recommended by WHO in preference to others of a similar nature that are not mentioned. Errors and omissions except, the names of proprietary products are distinguished by initial capital letters.

^[1] All references to Kosovo should be understood to be in the context of the United Nations Security Council resolution 1244 (1999). In the map, the number of cases of Serbia and Kosovo (UNSCR 1244, 1999) have been aggregated for visualization purposes.