




European  
Commission



# EU Rapid Alert System for dangerous non-food products

## 2017 results per country

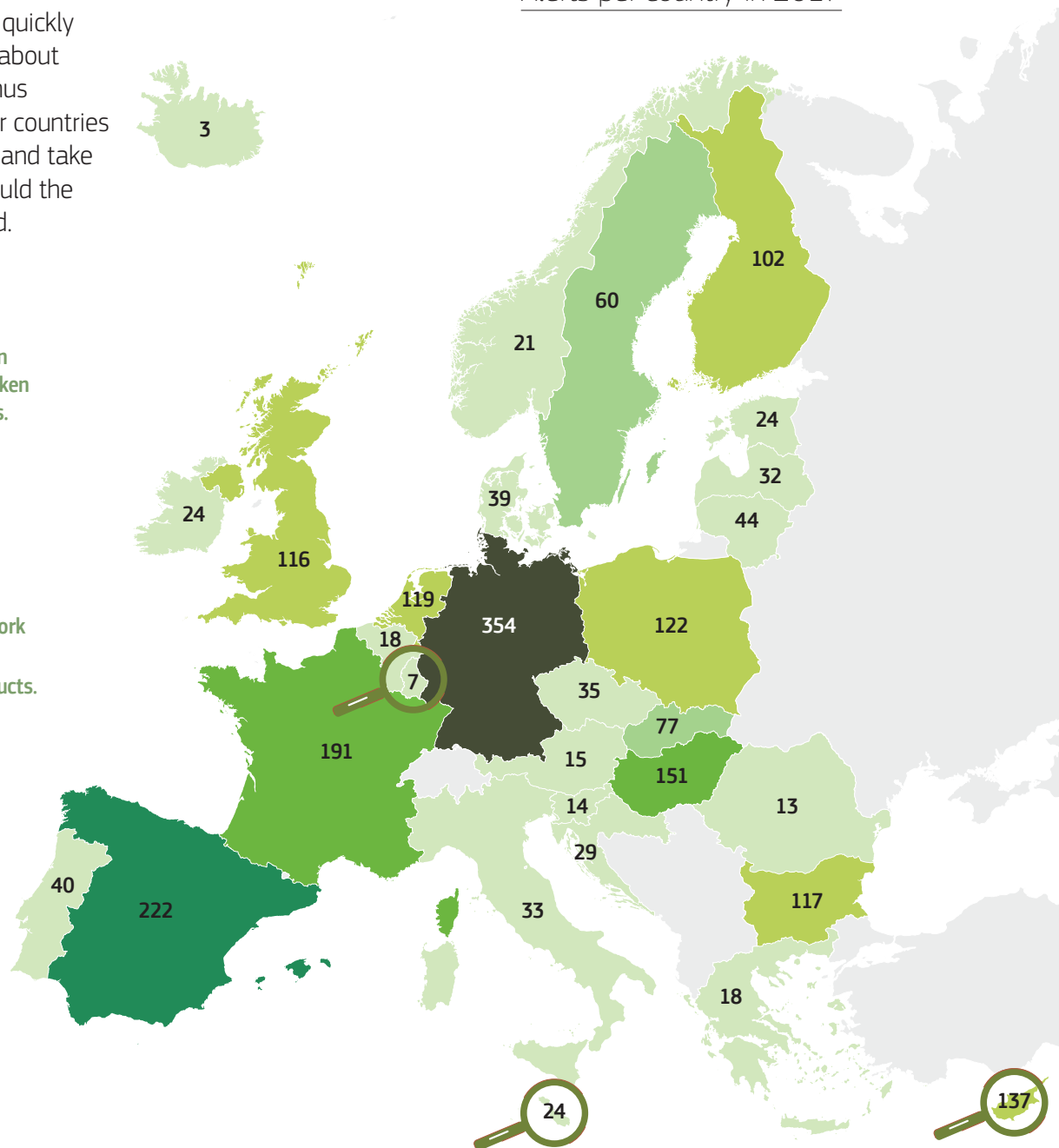
The Rapid Alert System enables national authorities to quickly exchange information about dangerous products, thus allowing other member countries to screen their market and take appropriate action should the same product be found.

**2201 ALERTS** The number of alerts received in the system on measures taken against dangerous products.



**3952 follow up actions** The number of follow up actions taken by other members in the network in response to the alerts concerning dangerous products.





















































































Alerts per country in 2017















































































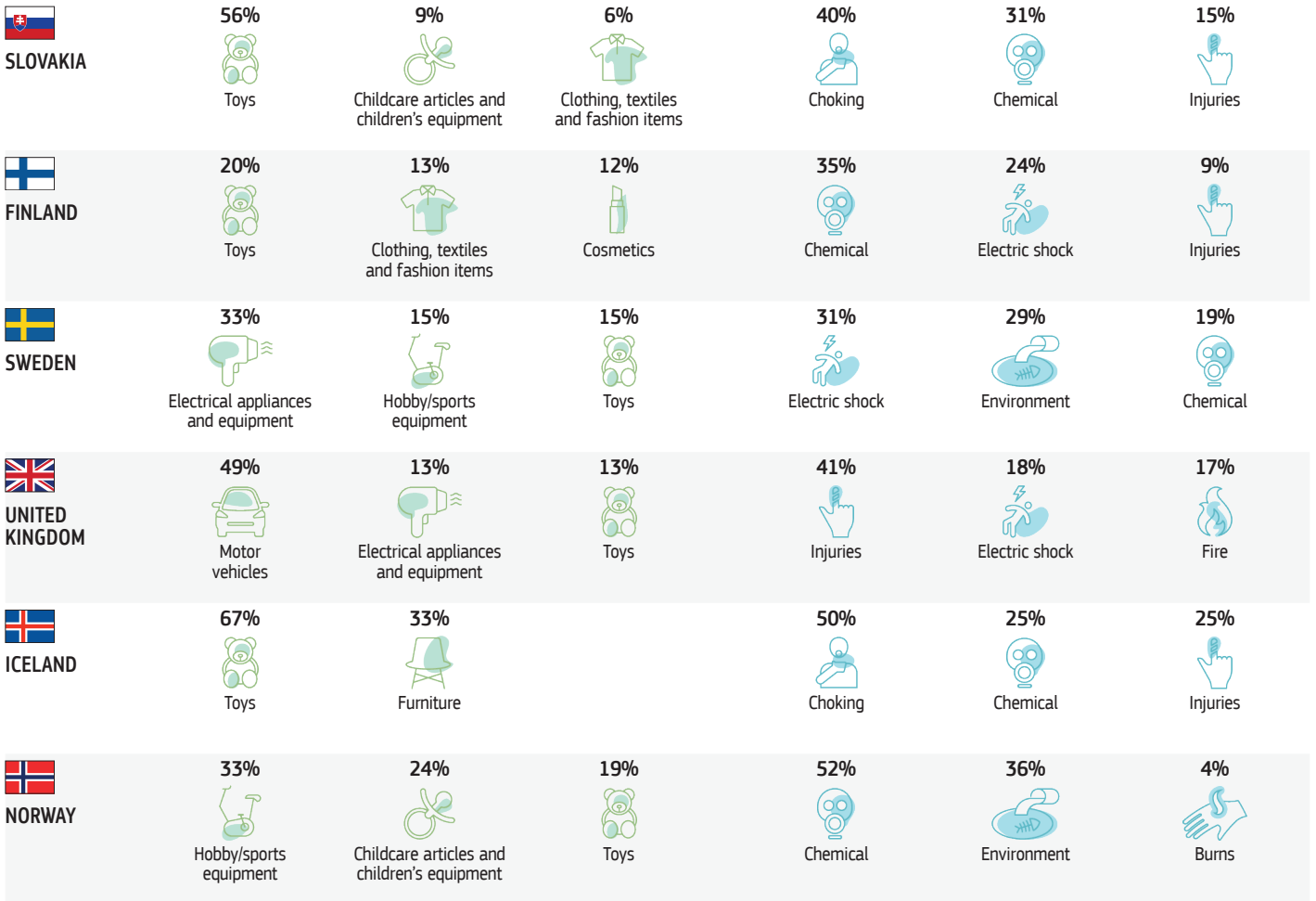
- 0 – 50
- 51 – 100
- 101 – 150
- 151 – 200
- 201 – 250
- 251 or more

## The three most common product categories notified

## The three most common risks notified

 EUROPEAN UNION	29%  Toys	20%  Motor vehicles	12%  Clothing, textiles and fashion items	28%  Injuries	22%  Chemical	17%  Choking
 BELGIUM	55%  Pyrotechnic articles	17%  Protective equipment	17%  Toys	32%  Burns	23%  Injuries	18%  Choking
 BULGARIA	55%  Clothing, textiles and fashion items	14%  Childcare articles and children's equipment	8%  Laser pointers	32%  Injuries	26%  Choking	14%  Strangulation
 CZECH REPUBLIC	68%  Toys	9%  Cosmetics	9%  Lighting equipment	58%  Chemical	13%  Damage to hearing	8%  Choking
 DENMARK	31%  Jewellery	20%  Electrical appliances and equipment	18%  Toys	34%  Chemical	24%  Electric shock	15%  Choking
 GERMANY	68%  Motor vehicles	7%  Clothing, textiles and fashion items	6%  Cosmetics	62%  Injuries	21%  Chemical	7%  Fire
 ESTONIA	38%  Clothing, textiles and fashion items	33%  Cosmetics	21%  Toys	79%  Chemical	13%  Choking	4%  Damage to hearing
 IRELAND	58%  Protective equipment	17%  Jewellery	12%  Cosmetics	63%  Injuries	33%  Chemical	4%  Choking
 GREECE	34%  Childcare articles and children's equipment	33%  Toys	11%  Clothing, textiles and fashion items	39%  Chemical	17%  Injuries	13%  Entrapment
 SPAIN	53%  Toys	10%  Clothing, textiles and fashion items	8%  Electrical appliances and equipment	36%  Choking	15%  Electric shock	13%  Chemical
 FRANCE	42%  Motor vehicles	20%  Toys	10%  Electrical appliances and equipment	49%  Injuries	16%  Chemical	11%  Choking
 CROATIA	24%  Clothing, textiles and fashion items	24%  Electrical appliances and equipment	14%  Lighters	26%  Electric shock	20%  Fire	18%  Injuries

 ITALY	40%  Chemical products	30%  Toys	15%  Clothing, textiles and fashion items	41%  Chemical	23%  Microbiological	12%  Injuries
 CYPRUS	42%  Clothing, textiles and fashion items	40%  Toys	6%  Jewellery	31%  Chemical	29%  Injuries	17%  Strangulation
 LATVIA	31%  Childcare articles and children's equipment	28%  Toys	16%  Machinery	22%  Choking	20%  Chemical	12%  Cuts
 LITHUANIA	48%  Toys	16%  Cosmetics	11%  Electrical appliances and equipment	35%  Chemical	28%  Choking	22%  Injuries
 LUXEMBOURG	72%  Toys	14%  Clothing, textiles and fashion items	14%  Motor vehicles	57%  Injuries	43%  Chemical	
 HUNGARY	45%  Toys	17%  Clothing, textiles and fashion items	11%  Lighting equipment	28%  Choking	20%  Electric shock	15%  Chemical
 MALTA	62%  Toys	21%  Childcare articles and children's equipment	13%  Clothing, textiles and fashion items	54%  Strangulation	25%  Choking	14%  Chemical
 NETHERLANDS	34%  Toys	19%  Jewellery	17%  Chemical products	43%  Chemical	23%  Choking	9%  Injuries
 AUSTRIA	53%  Toys	27%  Motor vehicles	7%  Clothing, textiles and fashion items	53%  Choking	33%  Injuries	7%  Damage to hearing
 POLAND	62%  Toys	9%  Motor vehicles	8%  Lighting chains	28%  Choking	20%  Injuries	19%  Chemical
 PORTUGAL	70%  Motor vehicles	15%  Toys	10%  Cosmetics	60%  Injuries	23%  Chemical	5%  Choking
 ROMANIA	39%  Toys	23%  Motor vehicles	15%  Cosmetics	46%  Chemical	23%  Fire	16%  Choking
 SLOVENIA	36%  Toys	22%  Clothing, textiles and fashion items	21%  Cosmetics	47%  Chemical	13%  Choking	13%  Strangulation



### Follow up actions: totals per country

